

Product data sheet

Specifications



Indicating Bank, 70mm, buzzer unit, 90 dB at 1 meter, 12 to 48 VAC/DC

XVBC9B

Product availability: Stock - Normally stocked in distribution facility

Price*: 218.00 USD

Main

Range Of Product	Harmony XVB Universal
Product Or Component Type	Indicator bank
Beacon Or Indicator Bank Unit Type	Audible unit
Mounting Diameter	2.76 in (70 mm)
Component Name	XVBC
Noise Level	70...90 dB 1 m
[Us] Rated Supply Voltage	12...48 V AC/DC

Complementary

Signalling Type	Continuous or intermittent buzzer
Assembly Style	Customer assembly, up to 5 units
Connections - Terminals	Screw clamp terminals, <= 1 x 1.5 mm² with cable end
[UI] Rated Insulation Voltage	250 V IEC 60947-1
Nominal Voltage Limit	0.85...1.1 Un IEC 60947-5-1
Current Consumption	< 15 mA
[Uimp] Rated Impulse Withstand Voltage	4 kV IEC 60947-1
Fundamental Frequency	2.8 kHz
Cad Overall Width	2.76 in (70 mm)
Cad Overall Height	2.48 in (63 mm)
Cad Overall Depth	2.76 in (70 mm)
Net Weight	0.37 lb(US) (0.17 kg)

Environment

Product Certifications	CCC EAC CSA C22-2 No 14 UL 508
Standards	EN/IEC 60947-5-1
Protective Treatment	TC
Ambient Air Temperature For Storage	-40...158 °F (-40...70 °C)
Ambient Air Temperature For Operation	-13...122 °F (-25...50 °C)

Price is "List Price" and may be subject to a trade discount – check with your local distributor or retailer for actual price.

Disclaimer: This documentation is not intended as a substitute for and is not to be used for determining suitability or reliability of these products for specific user applications

Electrical Shock Protection Class	Class I on support tube IEC 61140 Class II on base unit IEC 61140
Ip Degree Of Protection	IP65 on fixing base XVBZ0. IEC 60529 IP66 on base unit IEC 60529
Nema Degree Of Protection	Type 4X UL indoor)

Ordering and shipping details

Category	US100XV22611
Discount Schedule	00XV
Gtin	3389110845969
Returnability	Yes
Country Of Origin	ID

Packing Units

Unit Type Of Package 1	PCE
Number Of Units In Package 1	1
Package 1 Height	3.07 in (7.800 cm)
Package 1 Width	3.15 in (8.000 cm)
Package 1 Length	3.78 in (9.600 cm)
Package 1 Weight	5.86 oz (166.000 g)
Unit Type Of Package 2	S03
Number Of Units In Package 2	36
Package 2 Height	11.81 in (30.000 cm)
Package 2 Width	11.81 in (30.000 cm)
Package 2 Length	15.75 in (40.000 cm)
Package 2 Weight	14.51 lb(US) (6.580 kg)
Unit Type Of Package 3	P06
Number Of Units In Package 3	288
Package 3 Height	29.53 in (75.000 cm)
Package 3 Width	23.62 in (60.000 cm)
Package 3 Length	31.50 in (80.000 cm)
Package 3 Weight	132.90 lb(US) (60.284 kg)

Contractual warranty

Warranty	18 months
----------	-----------

Sustainability



Green Premium™ label is Schneider Electric’s commitment to delivering products with best-in-class environmental performance. Green Premium promises compliance with the latest regulations, transparency on environmental impacts, as well as circular and low-CO₂ products.

Guide to assessing product sustainability is a white paper that clarifies global eco-label standards and how to interpret environmental declarations.

[Learn more about Green Premium >](#)

[Guide to assess a product’s sustainability >](#)



Transparency RoHS/REACH

Well-being performance

 Mercury Free

 RoHS Exemption Information [Yes](#)

Certifications & Standards

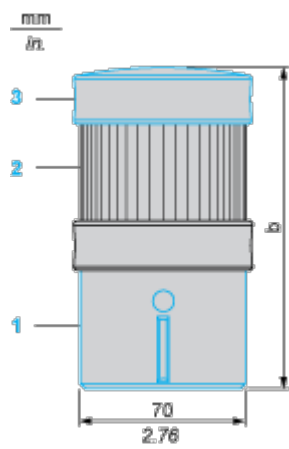
Reach Regulation	REACH Declaration
Eu Rohs Directive	Pro-active compliance (Product out of EU RoHS legal scope)
China Rohs Regulation	China RoHS declaration
Environmental Disclosure	Product Environmental Profile
Weee	The product must be disposed on European Union markets following specific waste collection and never end up in rubbish bins.
Circularity Profile	No need of specific recycling operations
California Proposition 65	WARNING: This product can expose you to chemicals including: Lead and lead compounds, which is known to the State of California to cause cancer and birth defects or other reproductive harm. For more information go to www.P65Warnings.ca.gov

Dimensions Drawings

Indicator Bank without “Flash” Discharge Tube Unit

Dimensions

Below drawing shows the minimum configuration of the product. Select the number of stages according to the product characteristics in order to get **b** dimension.



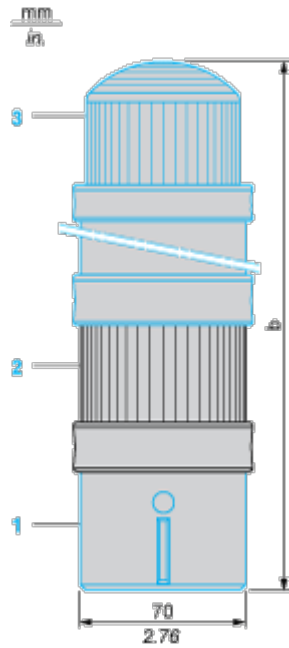
- (1) Base unit XVBC21, to be ordered separately
- (2) Illuminated or audible signalling unit
- (3) Cover (supplied with XVBC21 base unit)

Number of illuminated or audible signalling units (no “flash”)	b in mm	b in in.
1	138	5.43
2	201	7.91
3	264	10.39
4	327	12.87
5	390	15.35

Indicator Bank with “Flash” Discharge Tube Unit

Dimensions

Below drawing shows the minimum configuration of the product. Select the number of stages according to the product characteristics in order to get **b** dimension.



- (1) Base unit XVBC07, to be ordered separately
- (2) Illuminated or audible signalling unit
- (3) “Flash” unit, to be ordered separately

Number of illuminated or audible signalling units other than “flash” tube	b in mm	b in in.
1	295	11.61
2	358	14.09
3	421	16.57
4	484	19.06

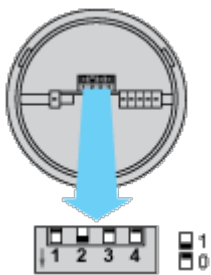
Technical Description

Indicator Bank

Adjustment of Audible Signal

By means of 4 microswitches located in the base of the buzzer:

- 2 switches marked 1 and 2 for selecting continuous or intermittent mode (Hz).
- 2 switches marked 3 and 4 for selecting the power (dB) of the audible signal.



Position of microswitches		Setting
1	2	Mode
1	1	continuous: 2.8 kHz
1	0	continuous: 2.8 kHz
0	1	intermittent: 5 Hz
0	0	intermittent: 1 Hz

Position of microswitches		Setting
3	4	Power
1	1	90 dB
0	1	85 dB
1	0	80 dB
0	0	70 dB