

XALK178F

yellow station - 1 red mushroom head pushbutton
Ø40 turn to release 2NC

Product availability : Non-Stock - Not normally stocked in distribution facility



Price* : 247.00 USD



Main

Range of product	Harmony XALK
Product or component type	Complete control station
Device short name	XALK
Product destination	For XB5 Ø 22 mm control and signalling units
Control station application	Emergency stop function Emergency switching off function
Colour of base of enclosure	Light grey RAL 7035
Colour of cover	Yellow RAL 1021
Material	Polycarbonate
Operator profile	1 mushroom head push-button
Operators description	Red unmarked 2 NC
Reset	Turn to release
Control station composition	1 mushroom head Ø 40 mm push-button, red - 2 NC unmarked
Contact operation	Slow-break

Complementary

Cable entry	1 knock-out for cable entry 0...14 mm 2 knock-outs for Pg 13 cable gland and ISO M20 0...12 mm
Product weight	0.43 lb(US) (0.194 kg)
Resistance to high pressure washer	1015.26 psi (7000000 Pa) at 131 °F (55 °C), 0.1 m
Positive opening	With conforming to EN/IEC 60947-5-1 appendix K
Operating travel	0.06 in (1.5 mm) NC changing electrical state 0.17 in (4.3 mm) total travel
Operating force	44 N
Mechanical durability	300000 cycles
Connections - terminals	Screw clamp terminals <= 2 x 1.5 mm ² with cable end conforming to EN/IEC 60947-1 Screw clamp terminals >= 1 x 0.22 mm ² without cable end conforming to EN/IEC 60947-1

Tightening torque	7.08...10.62 lbf.in (0.8...1.2 N.m) conforming to EN/IEC 60947-1
Shape of screw head	Cross Philips no 1 Cross pozidriv No 1 Slotted flat Ø 4 mm Slotted flat Ø 5.5 mm
Contacts material	Silver alloy (Ag/Ni)
Short-circuit protection	10 A cartridge fuse, gG conforming to EN/IEC 60947-5-1
[I _{th}] conventional free air thermal current	10 A conforming to EN/IEC 60947-5-1
[U _i] rated insulation voltage	600 V, degree of pollution: 3 conforming to EN/IEC 60947-1
[U _{imp}] rated impulse withstand voltage	6 kV conforming to EN/IEC 60947-1
[I _e] rated operational current	3 A at 240 V AC-15, A600 conforming to EN/IEC 60947-5-1 6 A at 120 V AC-15, A600 conforming to EN/IEC 60947-5-1 0.1 A at 600 V DC-13, Q600 conforming to EN/IEC 60947-5-1 0.27 A at 250 V DC-13, Q600 conforming to EN/IEC 60947-5-1 0.55 A at 125 V DC-13, Q600 conforming to EN/IEC 60947-5-1 1.2 A at 600 V AC-15, A600 conforming to EN/IEC 60947-5-1
Electrical durability	1000000 cycles AC-15 at 2 A 230 V at 3600 cyc/h, load factor: 0.5 conforming to EN/IEC 60947-5-1 appendix C 1000000 cycles AC-15 at 3 A 120 V at 3600 cyc/h, load factor: 0.5 conforming to EN/IEC 60947-5-1 appendix C 1000000 cycles AC-15 at 4 A 24 V at 3600 cyc/h, load factor: 0.5 conforming to EN/IEC 60947-5-1 appendix C 1000000 cycles DC-13 at 0.2 A 110 V at 3600 cyc/h, load factor: 0.5 conforming to EN/IEC 60947-5-1 appendix C 1000000 cycles DC-13 at 0.5 A 24 V at 3600 cyc/h, load factor: 0.5 conforming to EN/IEC 60947-5-1 appendix C
Electrical reliability	$\Lambda < 10\exp(-8)$ at 17 V and 5 mA conforming to EN/IEC 60947-5-4 $\Lambda < 10\exp(-6)$ at 5 V and 1 mA conforming to EN/IEC 60947-5-4

Environment

Protective treatment	TH
Ambient air temperature for storage	-40...158 °F (-40...70 °C)
Ambient air temperature for operation	-40...158 °F (-40...70 °C)
Overvoltage category	Class II conforming to IEC 60536
IP degree of protection	IP69 IP67 IP66 conforming to IEC 60529 IP69K
NEMA degree of protection	NEMA 13 NEMA 4X
IK degree of protection	IK03 conforming to EN 50102
Standards	EN/IEC 60204-1 EN/IEC 60947-1 EN/IEC 60947-5-1 EN/IEC 60947-5-4 EN/IEC 60947-5-5 EN/ISO 13850 IEC 60364-5-53 JIS C 4520 UL 508 CSA C22.2 No 14
Product certifications	CSA UL listed
Vibration resistance	5 gn (f = 12...500 Hz) conforming to IEC 60068-2-6
Shock resistance	30 gn (duration = 18 ms) half sine wave acceleration conforming to IEC 60068-2-27 50 gn (duration = 11 ms) half sine wave acceleration conforming to IEC 60068-2-27

Ordering and shipping details

Category	22475 - WALL STATIONS
Discount Schedule	CS2
GTIN	00785901680727

Nbr. of units in pkg.	1
Package weight(Lbs)	5
Returnability	N
Country of origin	CZ

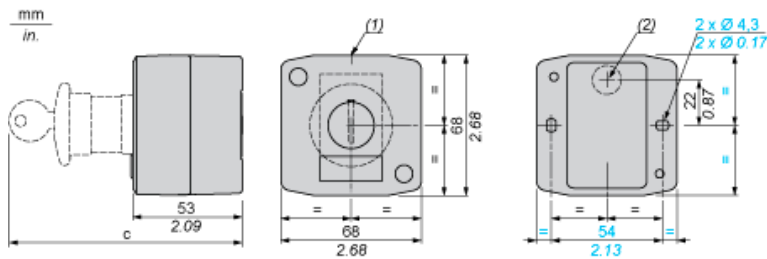
Offer Sustainability

Sustainable offer status	Green Premium product
RoHS (date code: YYWW)	Compliant - since 0807 - Schneider Electric declaration of conformity Schneider Electric declaration of conformity
REACH	Reference not containing SVHC above the threshold Reference not containing SVHC above the threshold
Product environmental profile	Available
Product end of life instructions	Need no specific recycling operations
California proposition 65	WARNING: This product can expose you to chemicals including:
----- Substance 1	Lead and lead compounds, which is known to the State of California to cause cancer and birth defects or other reproductive harm.
----- More information	For more information go to www.p65warnings.ca.gov

Contractual warranty

Warranty period	18 months
-----------------	-----------


Dimensions



- (1) 2 knock-outs for Pg 13.5 cable gland, maximum capacity 12 mm/0.47 in.
(2) Knock-out for cable entry, maximum capacity 14 mm/0.55 in.

Control station fitted with:	c in mm	c in in.
Flush pushbutton	62	2.44
Pilot light	64	2.52
Illuminated pushbutton	65.5	2.58
Projecting pushbutton	66	2.60
Selector switch	80	3.15
Mushroom head pushbutton	91.5	3.58
Latching mushroom head Emergency stop pushbutton with key	115	4.53
Key switch	105.5	4.15


XALK178F is replaced by the following group of products:



Control stations XALK178

yellow station - 1 red mushroom head pushbutton Ø40 turn to release 1NC

Qty 1



Electrical functions ZENL1121

single contact block for head Ø22 1NC screw clamp terminal

Qty 1

Reason for Substitution: end of life | Substitution date: 01 January 2017