

# Product data sheet

Specifications



## TSX Micro 37 05/08 PLC configurations

TSX3708056DR1

⚠ Discontinued on: Dec 2, 2020

⚠ End-of-service on: Dec 31, 2020

⚠ Discontinued - Service only

### Main

Range Of Product	Modicon TSX Micro automation platform
Product Or Component Type	Modular base controller
Primary Voltage	100...240 V 90...264 V AC
Input Current	2 mA 60 A
Immunity To Microbreaks	20 ms
Number Output Current	0.5 A

### Complementary

Number Of Slots	3
Module Type	Screw terminal discrete I/O
Discrete Input Number	32 24 V DC
Discrete Output Number	24 relay
Integrated Connection Type	1 serial link Uni-Telway 19.2 kbit/s 1 Modbus Modbus RTU 19.2 kbit/s
Memory Description	Internal RAM 11 Kwords data Flash 12 Kwords data
Maximum Size Of Object Areas	256 %Mi 128 %KWi constant words 1 %MWi internal words
Execution Time Per Instruction	0.25 µs Boolean without PCMCIA card 4.81 µs arithmetic REAL floating without PCMCIA card
Execution Time For 1 Kinstruction	3.03 100 % Boolean without PCMCIA card 0.25 65 % Boolean and 35 % numerical without PCMCIA card
Application Structure	1 master task 1 fast task 8 event tasks
System Overhead	1.9 ms master task
Protection Type	Overload protection Short-circuit
Network Frequency	50-60 Hz
Total Useful Secondary Power	24 W
Electromagnetic Compatibility	Electrostatic discharge IEC 1000-4-2 level 3 Electromagnetic field immunity test IEC 1000-4-3 level 3 Resistance to fast transient IEC 1000-4-4 level 3 Immunity to impulse waves IEC 1000-4-5 Damped oscillatory wave IEC 1000-4-12 Immunity to electromagnetic interference IEC 61131-2

Price is "List Price" and may be subject to a trade discount – check with your local distributor or retailer for actual price.

Disclaimer: This documentation is not intended as a substitute for and is not to be used for determining suitability or reliability of these products for specific user applications

## Environment

Ambient Air Temperature For Operation	32...140 °F (0...60 °C)
Ambient Air Temperature For Storage	-13...158 °F (-25...70 °C)
Relative Humidity	10...95 % without condensation for operation 5...95 % without condensation for operation
Operating Altitude	0...6561.68 ft (0...2000 m)
Width	9.64 in (244.9 mm)
Height	5.94 in (151 mm)
Depth	5.98 in (152 mm)
Net Weight	6.00 lb(US) (2.72 kg)

## Ordering and shipping details

Category	22556-TSX MICRO, PL7 MICRO & ACCESS
Discount Schedule	PC14
Gtin	3389110184495
Returnability	No
Country Of Origin	FR

## Packing Units

Unit Type Of Package 1	PCE
Number Of Units In Package 1	1
Package 1 Height	6.10 in (15.5 cm)
Package 1 Width	6.50 in (16.5 cm)
Package 1 Length	9.45 in (24.0 cm)
Package 1 Weight	5.95 lb(US) (2.7 kg)
Unit Type Of Package 2	S04
Number Of Units In Package 2	4
Package 2 Height	11.81 in (30.0 cm)
Package 2 Width	15.75 in (40.0 cm)
Package 2 Length	23.62 in (60.0 cm)
Package 2 Weight	23.81 lb(US) (10.8 kg)

## Contractual warranty

Warranty	18 months
----------	-----------

# Sustainability

**Green Premium™ label** is Schneider Electric’s commitment to delivering products with best-in-class environmental performance. Green Premium promises compliance with the latest regulations, transparency on environmental impacts, as well as circular and low-CO<sub>2</sub> products.

**Guide to assessing product sustainability** is a white paper that clarifies global eco-label standards and how to interpret environmental declarations.

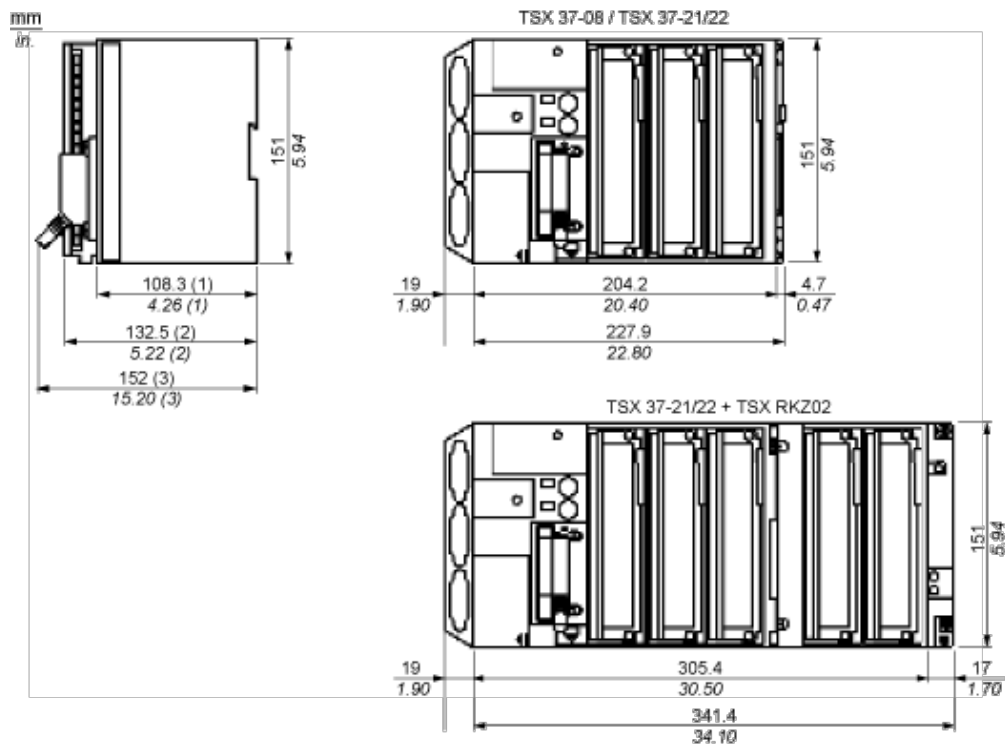
[Learn more about Green Premium >](#)

[Guide to assess a product’s sustainability >](#)

Eu Rohs Directive	Not applicable, out of EU RoHS legal scope
China Rohs Regulation	<a href="#">China RoHS declaration</a>
Weee	The product must be disposed on European Union markets following specific waste collection and never end up in rubbish bins.

Dimensions Drawings

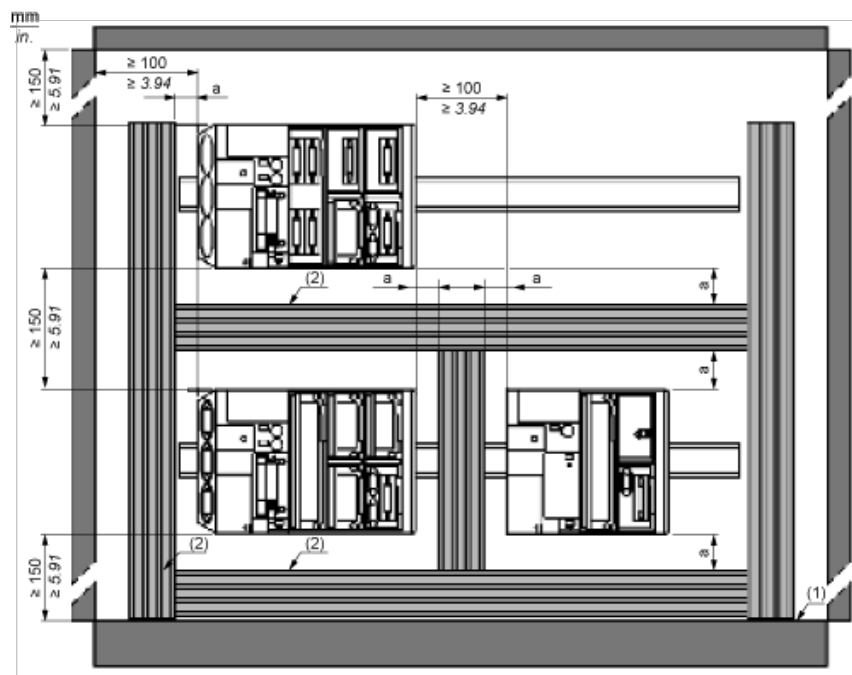
Dimensions



- (1) PLC empty.
- (2) With screw terminal block.
- (3) With HE10 or SubD connector.

Mounting and Clearance

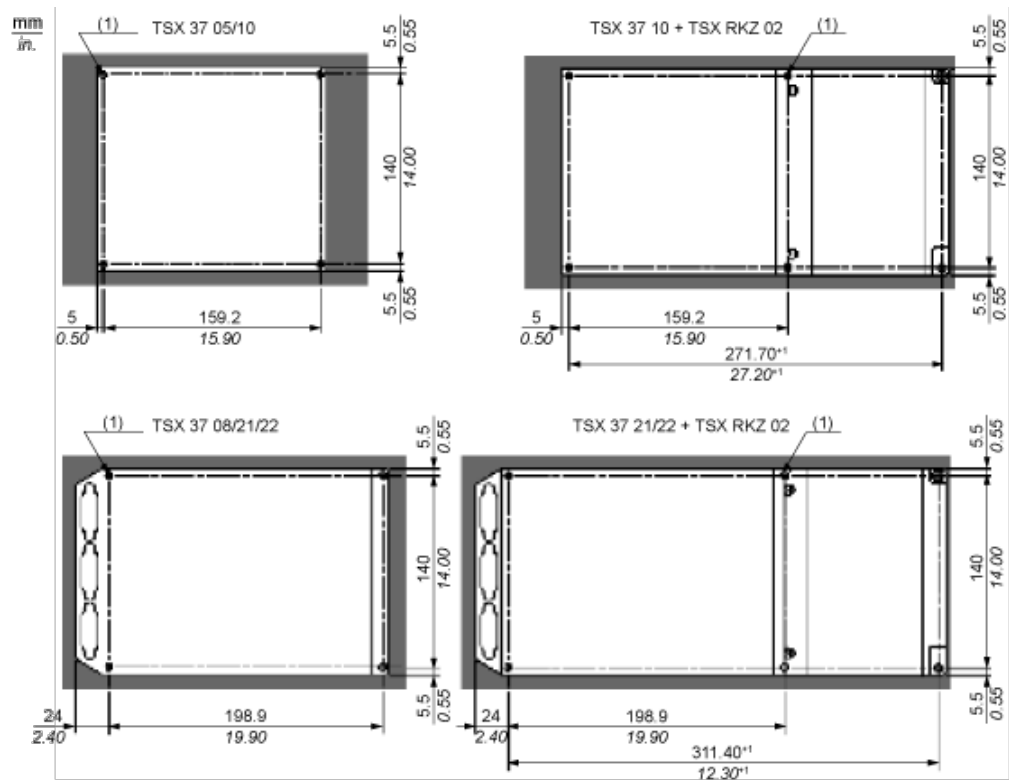
Spacing Requirements



a 50 mm/1.97 in. minimum

- (1) Installation or casing
- (2) Trough or cable tray

Panel/Board Mounting

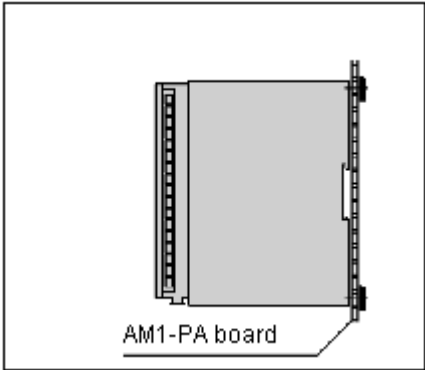


(1) The diameter of the fixing holes must be sufficient to take M4 screws.

Telequick Board Mounting

---

Side View



Use 4 screws with M4x16AF1-VA416 captive washers and 4 M4 AF1-EA4 clip nuts.