Product data sheet

Specifications

Green Premium™

miniature plug in relay, Harmony Electromechanical Relays, 3A, 4CO, lockable test but to n, 24V DC

RXM4GB1BD

Product availability: Non-Stock - Not normally stocked in distribution facility

Price*: 7.32 USD

Main

Range Of Product	Harmony Electromechanical Relays
Series Name	Miniature
Product Or Component Type	Plug-in relay
Device Short Name	RXM
Contacts Type And Composition	4 C/O
[Uc] Control Circuit Voltage	24 V DC
[Ithe] Conventional Enclosed Thermal Current	3 A -40…131 °F (-40…55 °C)
Status Led	Without
Control Type	Lockable test button
Utilisation Coefficient	20 %

Complementary

Shape Of Pin	Flat
[Ui] Rated Insulation Voltage	250 V IEC 300 V CSA 300 V UL
[Uimp] Rated Impulse Withstand Voltage	2.5 kV 1.2/50 µs
Contacts Material	Gold plated bifurcated silver
[Ie] Rated Operational Current	2 A 28 V DC) NO IEC 2 A 250 V AC) NO IEC 1 A 28 V DC) NC IEC 1 A 250 V AC) NC IEC 3 A 28 V DC) UL 3 A 277 V AC) UL
Maximum Switching Voltage	250 V IEC
Resistive Rated Load	3 A 250 V AC 3 A 28 V DC
Maximum Switching Capacity	750 VA/84 W
Minimum Switching Capacity	15 mW 3 mA, 5 V
Operating Rate	<= 1200 cycles/hour under load <= 18000 cycles/hour no-load
Mechanical Durability	10000000 cycles
Electrical Durability	100000 cycles resistive depending on mounting position and working environment

Price is “List Price” and may be subject to a trade discount – check with your local distributor or retailer for actual price.

Disclaimer: This documentation is not intended as a substitute for and is not to be used for determining suitability or reliability of these products for specific user applications

Average Coil Consumption	0.9 W
Drop-Out Voltage Threshold	>= 0.1 Uc
Operate Time	20 ms
Release Time	20 ms
Average Coil Resistance	650 Ohm 20 °C +/- 10 %
Rated Operational Voltage Limits	19.2...26.4 V DC
Protection Category	RT I
Test Levels	Level A group mounting
Operating Position	Any position
Net Weight	0.08 lb(US) (0.037 kg)
Device Presentation	Complete product

Environment

Dielectric Strength	1300 V AC between contacts with micro disconnection 2000 V AC between coil and contact 2000 V AC between poles
Product Certifications	UL Lloyd's CE CSA GOST IECEE CB Scheme
Standards	CSA C22.2 No 14 IEC 61810-1 UL 508
Ambient Air Temperature For Storage	-40…185 °F (-40…85 °C)
Ambient Air Temperature For Operation	-40…131 °F (-40…55 °C)
Vibration Resistance	3 gn +/- 1 mm 10…150 Hz)5 cycles in operation 5 gn +/- 1 mm 10…150 Hz)5 cycles not operating
Ip Degree Of Protection	IP40 conforming to IEC 60529
Shock Resistance	10 gnin operation 30 gnnot operating
Pollution Degree	2

Ordering and shipping details

Category	US10CP221127
Discount Schedule	0CP2
Gtin	3389119403900
Returnability	No
Country Of Origin	CN

Packing Units

Unit Type Of Package 1	PCE
Number Of Units In Package 1	1
Package 1 Height	0.83 in (2.100 cm)
Package 1 Width	1.10 in (2.800 cm)
Package 1 Length	1.89 in (4.800 cm)

Package 1 Weight	1.23 oz (35.000 g)
Unit Type Of Package 2	BB1
Number Of Units In Package 2	10
Package 2 Height	1.18 in (3.000 cm)
Package 2 Width	3.94 in (10.000 cm)
Package 2 Length	4.92 in (12.500 cm)
Package 2 Weight	13.47 oz (382.000 g)
Unit Type Of Package 3	S02
Number Of Units In Package 3	240
Package 3 Height	5.91 in (15.000 cm)
Package 3 Width	11.81 in (30.000 cm)
Package 3 Length	15.75 in (40.000 cm)
Package 3 Weight	21.32 lb(US) (9.670 kg)

Contractual warranty

Warranty	18 months

Sustainability

Green Premium™ label is Schneider Electric's commitment to delivering products with best-in-class environmental performance. Green Premium promises compliance with the latest regulations, transparency on environmental impacts, as well as circular and low-CO_2 products.

Guide to assessing product sustainability is a white paper that clarifies global eco-label standards and how to interpret environmental declarations.

Learn more about Green Premium >

Guide to assess a product's sustainability >

Transparency RoHS/REACh

Well-being performance

Reach Free Of Svhc

Rohs Exemption Information	Yes

Certifications & Standards

Reach Regulation	REACh Declaration
Eu Rohs Directive	Pro-active compliance (Product out of EU RoHS legal scope) EU RoHS Declaration
China Rohs Regulation	China RoHS declaration
Environmental Disclosure	Product Environmental Profile
Weee	The product must be disposed on European Union markets following specific waste collection and never end up in rubbish bins.
Circularity Profile	End of Life Information
California Proposition 65	WARNING: This product can expose you to chemicals including: Nickel compounds, which is known to the State of California to cause cancer, and Di-isodecyl phthalate (DIDP), which is known to the State of California to cause birth defects or other reproductive harm. For more information go to www.P65Warnings.ca.gov

Dimensions Drawings

Dimensions

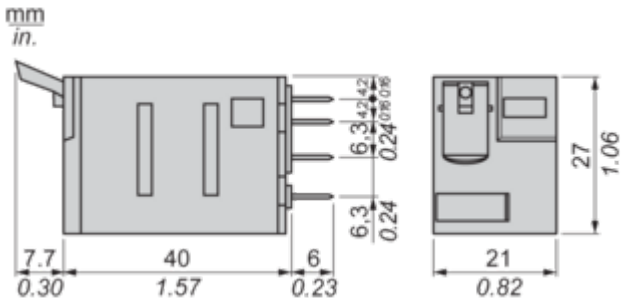

Pin Side View

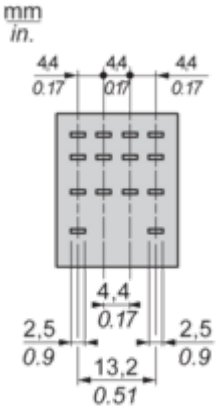

Connections and Schema

Wiring Diagram

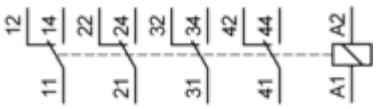

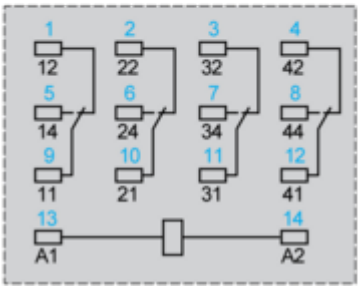

Symbols shown in blue correspond to Nema marking.

Performance Curves

Electrical Durability of Contacts

Durability (inductive load) = durability (resistive load) x reduction coefficient.
Resistive AC load

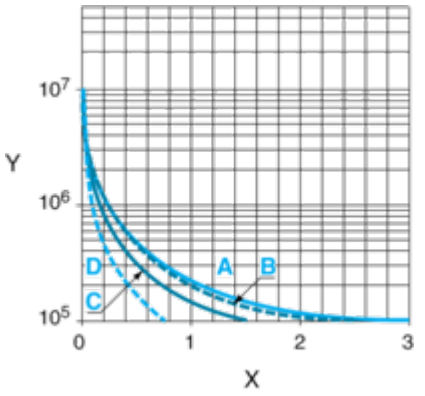

X Switching capacity (kVA)
Y Durability (Number of operating cycles)
A RXM2AB•••
B RXM3AB•••
C RXM4AB•••
D RXM4GB•••

Reduction coefficient for inductive AC load (depending on power factor cos ϕ)

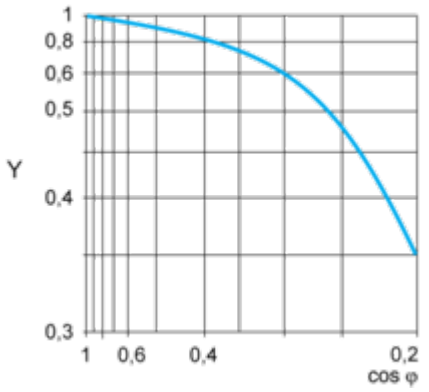

Y Reduction coefficient (A)

Maximum switching capacity on resistive DC load

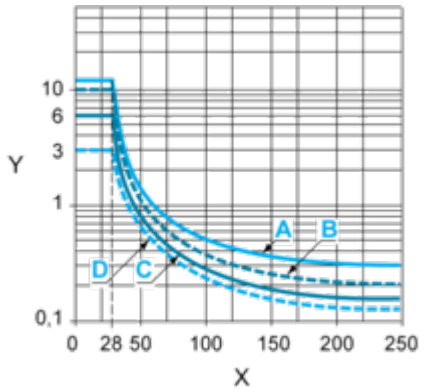

X Voltage DC
Y Current DC

A RXM2AB•••
B RXM3AB•••
C RXM4AB•••
D RXM4GB•••
Note : These are typical curves, actual durability depends on load, environment, duty cycle, etc.