Product data sheet

Specifications

socket, Harmony Electromechanical Relays, for RUMC3 relays, 10A, screw connec to rs, mixed contact

RUZC3M

Product availability: Stock - Normally stocked in distribution facility

Price*: 5.12 USD

Main

Range Of Product	Harmony Electromechanical Relays Harmony Timer Relays
Device Short Name	RUZ
Product Or Component Type	Socket
Product Compatibility	Plug-in relay RUM 3 C/O Plug-in relay RE48A 2 C/O
Contacts Type And Composition	3 C/O
[Ith] Conventional Free Air Thermal Current	10 A
[Ue] Rated Operational Voltage	< 250 V

Complementary

Shape Of Pin	Cylindrical
Contact Terminal Arrangement	Mixed
Connections - Terminals	Connector, 1 x 0.25...1 x 2.5 mm² AWG 22...AWG 14) flexible with cable end Connector, 2 x 0.25...2 x 1 mm² AWG 22...AWG 17) flexible with cable end Connector, 1 x 0.5...1 x 2.5 mm² AWG 20...AWG 14) solid without cable end Connector, 2 x 0.5...2 x 1.5 mm² AWG 20...AWG 16) solid without cable end
Tightening Torque	< 1 N.m M3.5
Fixing Mode	By screw (panel) Clip-on (35 mm symmetrical DIN rail)
[Uimp] Rated Impulse Withstand Voltage	4 kV
Overvoltage Category	III
Pollution Degree	3
Sale Per Indivisible Quantity	10
Width	1.50 in (38 mm)
Net Weight	0.12 lb(US) (0.054 kg)

Environment

Ip Degree Of Protection	IP20 conforming to IEC 60529
Standards	IEC 61984
Product Certifications	CSA UL

Price is “List Price” and may be subject to a trade discount – check with your local distributor or retailer for actual price.

Disclaimer: This documentation is not intended as a substitute for and is not to be used for determining suitability or reliability of these products for specific user applications

Marking	CE
Ambient Air Temperature For Storage	-40…185 °F (-40…85 °C)
Ambient Air Temperature For Operation	-40…131 °F (-40…55 °C)

Ordering and shipping details

Category	US10CP221128
Discount Schedule	0CP2
Gtin	3389119403207
Returnability	Yes
Country Of Origin	CN

Packing Units

Unit Type Of Package 1	PCE
Number Of Units In Package 1	1
Package 1 Height	1.06 in (2.700 cm)
Package 1 Width	1.50 in (3.800 cm)
Package 1 Length	3.07 in (7.800 cm)
Package 1 Weight	1.98 oz (56.000 g)
Unit Type Of Package 2	BB1
Number Of Units In Package 2	10
Package 2 Height	3.27 in (8.300 cm)
Package 2 Width	3.31 in (8.400 cm)
Package 2 Length	5.75 in (14.600 cm)
Package 2 Weight	21.38 oz (606.000 g)
Unit Type Of Package 3	S03
Number Of Units In Package 3	200
Package 3 Height	11.81 in (30.000 cm)
Package 3 Width	11.81 in (30.000 cm)
Package 3 Length	15.75 in (40.000 cm)
Package 3 Weight	27.78 lb(US) (12.600 kg)

Contractual warranty

Warranty	18 months

Sustainability

Green Premium™ label is Schneider Electric's commitment to delivering products with best-in-class environmental performance. Green Premium promises compliance with the latest regulations, transparency on environmental impacts, as well as circular and low-CO_2 products.

Guide to assessing product sustainability is a white paper that clarifies global eco-label standards and how to interpret environmental declarations.

Learn more about Green Premium >

Guide to assess a product's sustainability >

Transparency RoHS/REACh

Well-being performance

Reach Free Of Svhc	
Toxic Heavy Metal Free	
Mercury Free	
Rohs Exemption Information	Yes

Certifications & Standards

Reach Regulation	REACh Declaration
Eu Rohs Directive	Pro-active compliance (Product out of EU RoHS legal scope) EU RoHS Declaration
China Rohs Regulation	China RoHS declaration
Environmental Disclosure	Product Environmental Profile
Weee	The product must be disposed on European Union markets following specific waste collection and never end up in rubbish bins.
Circularity Profile	No need of specific recycling operations
California Proposition 65	WARNING: This product can expose you to chemicals including: Nickel compounds, which is known to the State of California to cause cancer, and Di-isodecyl phthalate (DIDP), which is known to the State of California to cause birth defects or other reproductive harm. For more information go to www.P65Warnings.ca.gov

Dimensions Drawings

Dimensions

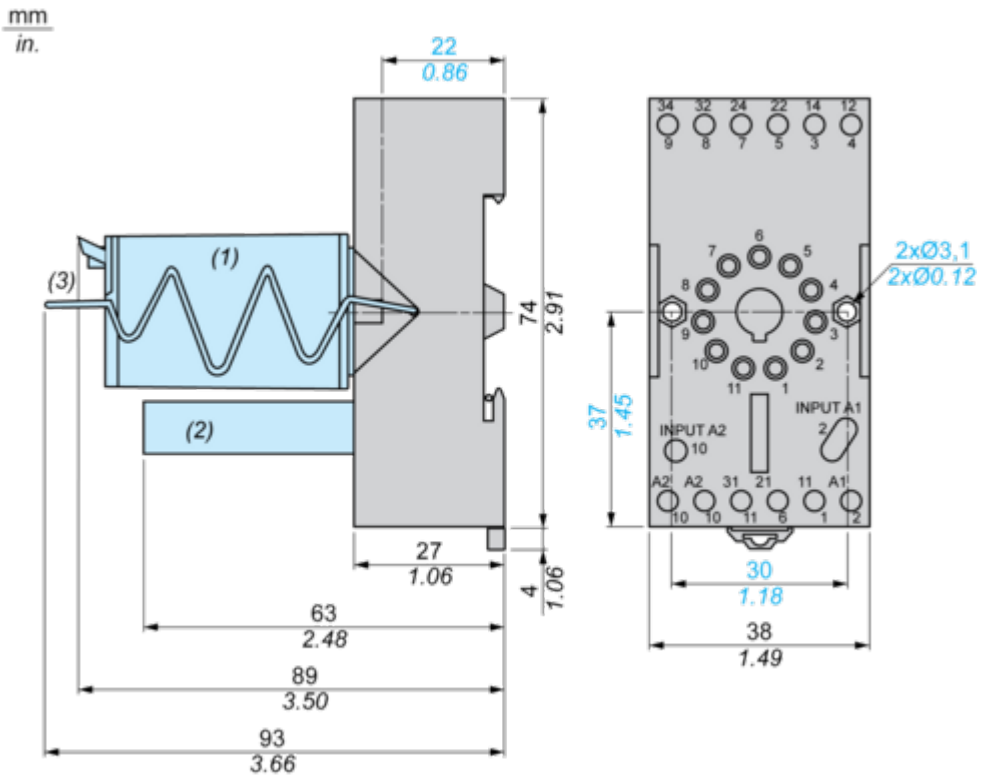

(1) Relays
(2) Protection module
(3) Maintaining clamp

Connections and Schema

Wiring Diagram

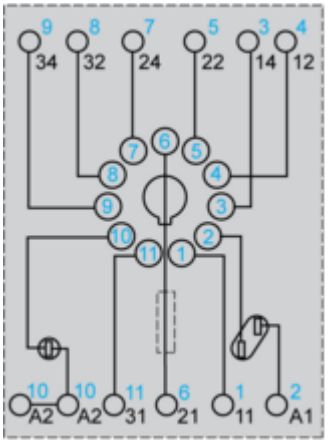

Symbols shown in blue correspond to Nema marking.

Bus Jumpers Mounting on Sockets with Separate Contacts

Example of RUZS2 bus jumper mounting on sockets (view from below)

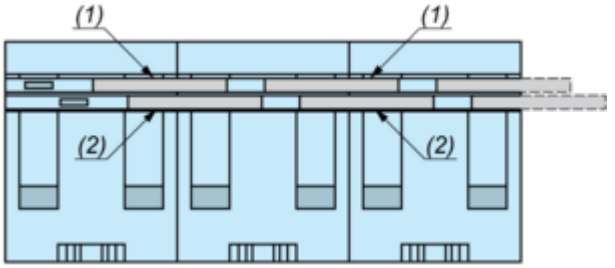

(1) 2 bus jumpers (polarity A2)
(2) 2 bus jumpers (polarity A1)