Product data sheet

Specifications

socket, for RSB1A120 relays, Harmony Electromechanical Relays, 12A, screw connec to rs, separate contact

RSZE1S35M

Product availability: Stock - Normally stocked in distribution facility

Price*: 5.86 USD

Main

Range Of Product	Harmony Electromechanical Relays
Device Short Name	RSZ
Product Or Component Type	Socket
Product Compatibility	Plug-in relay RSB with 1 C/O contact at 12 A
Contacts Type And Composition	1 C/O
[Ith] Conventional Free Air Thermal Current	12 A

Complementary

Shape Of Pin	Flat
[Ue] Rated Operational Voltage	< 250 V AC
Contact Terminal Arrangement	Separate
Connections - Terminals	Screw connectors, 1 x 0.25...1 x 2.5 mm² AWG 22...AWG 14) flexible with cable end Screw connectors, 2 x 0.25...2 x 1 mm² AWG 22...AWG 17) flexible with cable end Screw connectors, 1 x 0.5...1 x 2.5 mm² AWG 20...AWG 14) solid without cable end Screw connectors, 2 x 0.5...2 x 1.5 mm² AWG 20...AWG 16) solid without cable end
Tightening Torque	< 0.8 N.m M3
Fixing Mode	By screw (panel) Clip-on (35 mm symmetrical DIN rail)
[Uimp] Rated Impulse Withstand Voltage	3.6 kV
Overvoltage Category	III
Pollution Degree	3
Sale Per Indivisible Quantity	10
Width	0.61 in (15.5 mm)

Environment

Ip Degree Of Protection	IP20 conforming to IEC 60529
Standards	IEC 61984
Product Certifications	UL CSA
Marking	CE
Ambient Air Temperature For Storage	-40…185 °F (-40…85 °C)

Price is “List Price” and may be subject to a trade discount – check with your local distributor or retailer for actual price.

Disclaimer: This documentation is not intended as a substitute for and is not to be used for determining suitability or reliability of these products for specific user applications

Ambient Air Temperature For Operation	-13…185 °F (-25…85 °C)

Ordering and shipping details

Category	US10CP221128
Discount Schedule	0CP2
Gtin	3389110260120
Returnability	Yes
Country Of Origin	US

Packing Units

Unit Type Of Package 1	PCE
Number Of Units In Package 1	1
Package 1 Height	2.76 in (7.000 cm)
Package 1 Width	3.54 in (9.000 cm)
Package 1 Length	6.69 in (17.000 cm)
Package 1 Weight	1.23 oz (35.000 g)
Unit Type Of Package 2	BB1
Number Of Units In Package 2	10
Package 2 Height	2.76 in (7.000 cm)
Package 2 Width	3.54 in (9.000 cm)
Package 2 Length	6.69 in (17.000 cm)
Package 2 Weight	12.63 oz (358.000 g)
Unit Type Of Package 3	S03
Number Of Units In Package 3	240
Package 3 Height	11.81 in (30.000 cm)
Package 3 Width	11.81 in (30.000 cm)
Package 3 Length	15.75 in (40.000 cm)
Package 3 Weight	20.17 lb(US) (9.148 kg)

Contractual warranty

Warranty	18 months

Sustainability

Green Premium™ label is Schneider Electric's commitment to delivering products with best-in-class environmental performance. Green Premium promises compliance with the latest regulations, transparency on environmental impacts, as well as circular and low-CO_2 products.

Guide to assessing product sustainability is a white paper that clarifies global eco-label standards and how to interpret environmental declarations.

Learn more about Green Premium >

Guide to assess a product's sustainability >

Transparency RoHS/REACh

Well-being performance

- Reach Free Of Svhc
- Toxic Heavy Metal Free
- Mercury Free
- Rohs Exemption Information — Yes

Certifications & Standards

Reach Regulation	REACh Declaration
Eu Rohs Directive	Pro-active compliance (Product out of EU RoHS legal scope) EU RoHS Declaration
China Rohs Regulation	China RoHS declaration
Environmental Disclosure	Product Environmental Profile
Weee	The product must be disposed on European Union markets following specific waste collection and never end up in rubbish bins.
Circularity Profile	No need of specific recycling operations
California Proposition 65	WARNING: This product can expose you to chemicals including: Nickel compounds, which is known to the State of California to cause cancer, and Di-isodecyl phthalate (DIDP), which is known to the State of California to cause birth defects or other reproductive harm. For more information go to www.P65Warnings.ca.gov

Dimensions Drawings

Dimensions

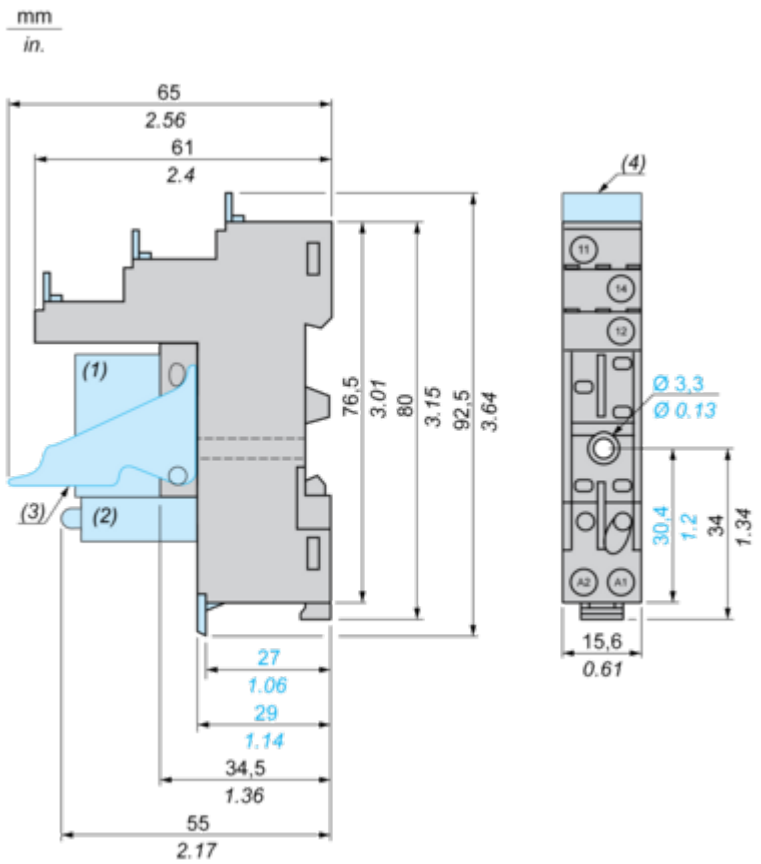

(1) Relays
(2) Protection module
(3) Maintaining clamp
(4) Legend

Connections and Schema

Wiring Diagram

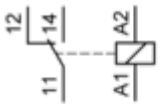

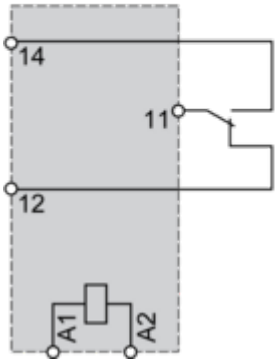

NOTE: For DC input, A1 have to be +, otherwise it would short circuit from protection module