

Price** : 55.00 USD

RE88867135 has not been replaced. Please contact your customer care center for more information.



⚠ Discontinued

Main

Range of product	Zelio Time
Product or component type	Universal timing relay
Discrete output type	Relay
Width pitch dimension	1.38 in (35 mm)
Component name	RE88867
Time delay type	C
Time delay range	1...10 h 0.1...1 s 1...10 min 6...60 s 1...10 s 6...60 min 10...100 h

Complementary

Electrical connection	Plug-in sub-base 8
Contacts material	AgNi (cadmium free)
Line Rated Current	8 A
[Us] rated supply voltage	24 V DC 24...240 V AC 50/60 Hz
Voltage range	0.85...1.1 Us
Housing material	Self-extinguishing
Repeat accuracy	+/- 0.5 % IEC 61812-1
Temperature drift	+/- 0.05 %/°C
Voltage drift	+/- 0.2 %/V
Setting accuracy of time delay	+/- 10 % of full scale 25 °C IEC 61812-1
Minimum pulse duration	100 ms under load 30 ms
Maximum reset time	100 ms on de-energisation
On-load factor	100 %
Maximum power consumption	32 VA 240 V
Maximum power consumption	0.6 W 24 V 1.5 W 240 V
Breaking capacity	2000 VA

Breaking capacity	80 W
Minimum switching current	10 mA
Maximum switching current	8 A
Maximum switching voltage	250 V
Electrical durability	100000 cycles 8 A, 250 V resistive
Mechanical durability	5000000 cycles
[Uimp] rated impulse withstand voltage	5 kV 1.2...50 µs IEC 60664-1 5 kV 1.2...50 µs IEC 61812-1
Marking	CE
Creepage distance	4 kV/3 IEC 60664-1
Surge withstand	1 kV differential mode IEC 61000-4-5 level 3 2 kV common mode IEC 61000-4-5 level 3
Local signalling	Flashing: timing in progress LED indicator green) On steady: relay energised, no timing in progress LED indicator green) Pulsing: relay energised, no timing in progress LED indicator green)
Net weight	0.18 lb(US) (0.08 kg)

Environment

Immunity to microbreaks	10 ms
Dielectric strength	2.5 kV 1 mA/1 minute 50 Hz IEC 61812-1
Standards	IEC 61812-1 93/68/EEC 73/23/EEC 89/336/EEC EN 50082-1/2 EN 50081-1/2 IEC 60669-2-3
Product certifications	CSA GL CURus
Ambient air temperature for operation	-4...140 °F (-20...60 °C)
Ambient air temperature for storage	-22...140 °F (-30...60 °C)
IP degree of protection	IP20 IEC 60529 terminal block) IP40 IEC 60529 housing) IP50 IEC 60529 front panel)
Vibration resistance	0.35 mm 10...55 Hz)IEC 60068-2-6
Relative humidity	93 % without condensation IEC 60068-2-3
Resistance to electrostatic discharge	6 kV in contact IEC 61000-4-2 level 3 8 kV in air IEC 61000-4-2 level 3
Resistance to electromagnetic fields	9.14 V/m (10 V/m) 80 MHz to 1 GHz ENV 50140/204 level 3 9.14 V/m (10 V/m) 80 MHz to 1 GHz IEC 61000-4-3 level 3
Resistance to fast transients	1 kV IEC 61000-4-4 level 3 capacitive connecting clip) 2 kV IEC 61000-4-4 level 3 direct)
Immunity to radioelectric fields	10 V 0.15...80 MHz)ENV 50141 (IEC 61000-4-6)
Immunity to voltage dips	30 % / 10 ms IEC 61000-4-11 60 % / 100 ms IEC 61000-4-11 95 % / 5 s IEC 61000-4-11
Disturbance radiated/conducted	Class B EN 55022 (EN 55011 group 1)

Ordering and shipping details

Category	22370-RE, RM MISC TIMERS & COUNTERS
Discount Schedule	CP2
GTIN	00785901558118
Package weight(Lbs)	0.17 lb(US) (0.076 kg)
Returnability	No
Country of origin	FR

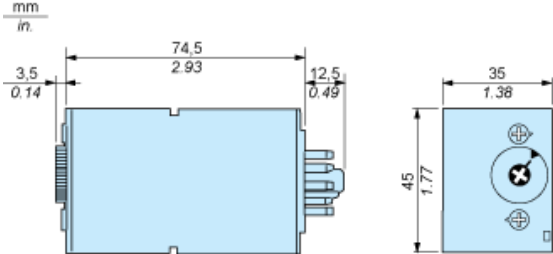
Offer Sustainability

Sustainable offer status	Green Premium product
California proposition 65	WARNING: This product can expose you to chemicals including: Nickel compounds, which is known to the State of California to cause cancer, and Di-isodecyl phthalate (DIDP), which is known to the State of California to cause birth defects or other reproductive harm. For more information go to www.p65warnings.ca.gov
RECh Regulation	RECh Declaration
EU RoHS Directive	Pro-active compliance (Product out of EU RoHS legal scope) EU RoHS Declaration
Mercury free	Yes
RoHS exemption information	Yes
China RoHS Regulation	China RoHS declaration
Environmental Disclosure	Product Environmental Profile
Circularity Profile	No need of specific recycling operations
WEEE	The product must be disposed on European Union markets following specific waste collection and never end up in rubbish bins.

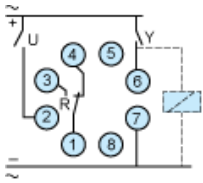
Contractual warranty

Warranty	18 months
----------	-----------

Width 35 mm



Wiring Diagram

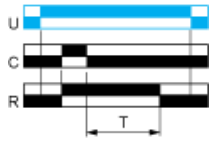


Function C : Off-Delay Relay with Control Signal

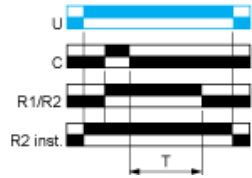
Description

After power-up and closing of the control contact C, the output R closes. When control contact C re-opens, timing T starts. At the end of the timing period, the output(s) R revert(s) to its/their initial state. The second output can be either timed or instantaneous.

Function: 1 Output



Function: 2 Outputs



2 timed outputs (R1/R2) or 1 timed output (R1) and 1 instantaneous output (R2 inst.)

Legend

Relay de-energised

Relay energised

Output open

Output closed

C Control contact

G Gate

R Relay or solid state output

R1/R2 2 timed outputs

R2 inst. The second output is instantaneous if the right position is selected

T Timing period

Ta - Adjustable On-delay

Tr - Adjustable Off-delay

U Supply