



Commercial status

Discontinued: 01 June 2016

End-of-service: 01 June 2016

RE88857003 has not been replaced. Please contact your customer care center for more information.

Main

Range of product	Zelio Time
Product or component type	Universal timing relay
Electrical connection	Plug-in sub-base 8
Discrete output type	Relay
Contacts type and composition	1 C/O timed contact
Component name	RE88857
Time delay type	H Di B A C D
Time delay range	359940 s 9999 s 3599640 s 999.9 s 599940 s 35996400 s 5999.4 s 59994 s 99.99 s 5999 s 359964 s
Line Rated Current	8 A
Display type	LCD

Complementary

Product front plate size	48 x 48 mm
[Us] rated supply voltage	12 V DC 24...48 V AC/DC
Voltage range	0.85...1.1 Us
Display digits	4 - 0.31 in (8 mm)
Housing material	Self-extinguishing
Repeat accuracy	+/- 0.03 % +/- 20 ms
Setting accuracy of time delay	+/- 0.03 % +/- 20 ms of full scale
Minimum pulse duration	50 ms

Reset time	0.05 ms after time delay, on de-energisation 0.05 ms during time delay, on de-energisation
Power consumption in VA	1 VA 24 V 2 VA 48 V
Maximum power consumption in W	1 W 48 V 0.5 W 12 V 1.5 W 24 V
Breaking capacity	2000 VA resistive
Breaking capacity	190 W resistive)
Maximum switching voltage	250 V AC 30 V DC
Temporary permissible current	15 A < 10 s
Minimum output current	100 mA
Electrical durability	100000 cycles 250 V AC resistive
Mechanical durability	5000000 cycles
Mounting support	Panel mounted: system supplied with the product Base mounted: socket
Local signalling	none
Net weight	0.22 lb(US) (0.1 kg)

Environment

Immunity to microbreaks	30 ms
Standards	IEC 60255 VDE 0435 VDE 2021
Product certifications	CSA CURus
Ambient air temperature for storage	-22...158 °F (-30...70 °C)
Ambient air temperature for operation	14...140 °F (-10...60 °C)
IP degree of protection	IP65 front panel)

Ordering and shipping details

GTIN	03389110279610
Package weight(Lbs)	0.34 lb(US) (0.156 kg)

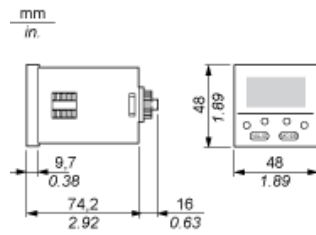
Offer Sustainability

California proposition 65	WARNING: This product can expose you to chemicals including: Nickel compounds, which is known to the State of California to cause cancer, and Di-isodecyl phthalate (DIDP), which is known to the State of California to cause birth defects or other reproductive harm. For more information go to www.p65warnings.ca.gov
REACH Regulation	REACH Declaration
REACH free of SVHC	Yes
EU RoHS Directive	Pro-active compliance (Product out of EU RoHS legal scope) EU RoHS Declaration
Mercury free	Yes
RoHS exemption information	Yes
China RoHS Regulation	China RoHS declaration
WEEE	The product must be disposed on European Union markets following specific waste collection and never end up in rubbish bins.

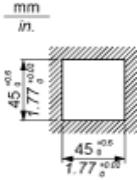
Contractual warranty

Warranty	18 months
----------	-----------

Width 48 mm

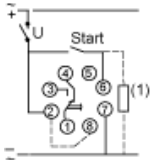


Panel Cut-Out



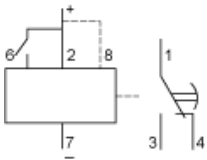
Wiring Diagram

Terminal Referencing



1 Another load may be connected

Internal Wiring Diagram



Function A : Power on Delay Relay

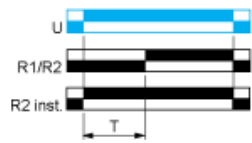
Description

The timing period T begins on energisation. After timing, the output(s) R close(s). The second output can be either timed or instantaneous.

Function: 1 Output



Function: 2 Outputs



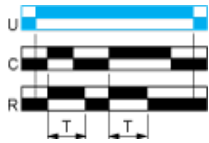
2 timed outputs (R1/R2) or 1 timed output (R1) and 1 instantaneous output (R2 inst.)

Function B : Interval Relay with Control Signal

Description

After power-up, pulsing or maintaining control contact C starts the timing T. The output R closes for the duration of the timing period T then reverts to its initial state.

Function: 1 Output

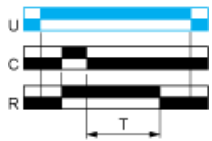


Function C : Off-Delay Relay with Control Signal

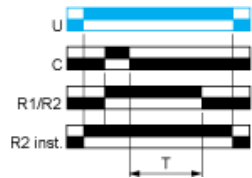
Description

After power-up and closing of the control contact C, the output R closes. When control contact C re-opens, timing T starts. At the end of the timing period, the output(s) R revert(s) to its/their initial state. The second output can be either timed or instantaneous.

Function: 1 Output



Function: 2 Outputs



2 timed outputs (R1/R2) or 1 timed output (R1) and 1 instantaneous output (R2 inst.)

Function D : Symmetrical Flasher Relay (Starting Pulse Off)

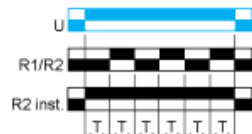
Description

Repetitive cycle with two timing periods T of equal duration, with output(s) R changing state at the end of each timing period T.
The second output can be either timed or instantaneous.

Function: 1 Output



Function: 2 Outputs



2 timed outputs (R1/R2) or 1 timed output (R1) and 1 instantaneous output (R2 inst.)

Function Di : Symmetrical Flasher Relay (Starting Pulse On)

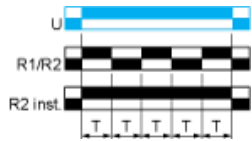
Description

Repetitive cycle with two timing periods T of equal duration, with output(s) R changing state at the end of each timing period T.
The second output can be either timed or instantaneous.

Function: 1 Output



Function: 2 Outputs



2 timed outputs (R1/R2) or 1 timed output (R1) and 1 instantaneous output (R2 inst.)

Function H : Interval Relay

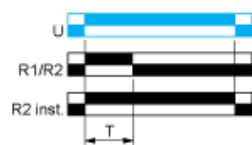
Description

On energisation of the relay, timing period T starts and the output(s) R close(s). At the end of the timing period T, the output(s) R revert(s) to its/ their initial state. The second output can be either timed or instantaneous.

Function: 1 Output



Function: 2 Outputs



2 timed outputs (R1/R2) or 1 timed output (R1) and 1 instantaneous output (R2 inst.)

Legend

Relay de-energised

Relay energised

Output open

Output closed

C Control contact

G Gate

R Relay or solid state output

R1/R2 2 timed outputs

R2 inst. The second output is instantaneous if the right position is selected

T Timing period

Ta - Adjustable On-delay

Tr - Adjustable Off-delay

U Supply