

Main

Range of product	Lexium PAS
Product or component type	Portal axis
Product specific application	For 1 direction
Load position	On carriage
Drive type	Toothed belt
Guide type	Ball

Complementary

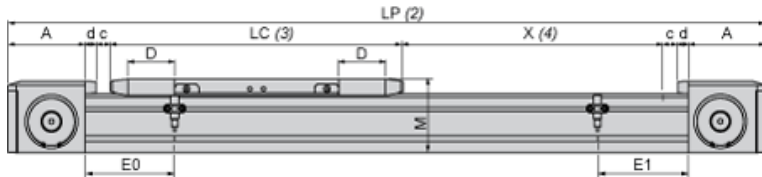
Operating position	Horizontal
Function available	Different types of sensors for the limit switch function Different types of carriage adapted to the load 1 to 3 carriages Anti-corrosion version proof enhance Anti-static belt Protective metal strip Different types of motor mounting
Operating force	≤ 800 N for F_x ≤ 2810 N for F_y ≤ 2810 N for F_z
Maximum speed	16.4 ft/s (5 m/s)
Maximum acceleration	50 m/s ²
Max. drive torque	≤ 20 N.m
Max. torque	≤ 19 N.m for M_x ≤ 74 N.m for M_y (carriage type 1) ≤ 194 N.m for M_y (carriage type 2) ≤ 362 N.m for M_y (carriage type 4) ≤ 74 N.m for M_z (carriage type 1) ≤ 194 N.m for M_z (carriage type 2) ≤ 362 N.m for M_z (carriage type 4)
Min. ... Max. stroke	0.35...216.54 in (9...5500 mm)
Repeat accuracy	+/- 0.05 mm
Outer dimension	60 x 60 mm
Service life	30000 km

Disclaimer: This documentation is not intended as a substitute for and is not to be used for determining suitability or reliability of these products for specific user applications

Contractual warranty

Warranty period	18 months
-----------------	-----------

Size Characteristics



- (2) LP : total length of axis
- (3) LC : length of carriage
- (4) X : Stroke, depending on application

		Without protective metal strip	With protective metal strip
A	mm	80	80
	in.	3.15	3.15
c	mm	15	15
	in.	0.59	0.59
d	mm	–	11.5
	in.	–	0.45
D	mm	–	48.5
	in.	–	1.91
LP	mm	= 190 + LC + X	= 213 + LC + X
	in.	= 7.48 + LC + X	= 8.38 + LC + X
M	mm	75	75
	in.	2.95	2.95

Carriage type 1

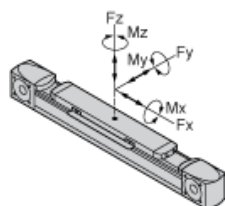
		Without protective metal strip	With protective metal strip
E0	mm	33	93
	in.	1.30	3.66
E1	mm	33	93
	in.	1.30	3.66
LC	mm	206	303
	in.	8.11	11.93

Carriage type 2

		Without protective metal strip	With protective metal strip
E0	mm	33	93
	in.	1.30	3.66
E1	mm	93	153
	in.	3.66	6.02
LC	mm	266	363
	in.	10.47	14.29

Carriage type 4			
		Without protective metal strip	With protective metal strip
E0	mm	33	93
	in.	1.30	3.66
E1	mm	213	273
	in.	8.38	10.75
LC	mm	386	483
	in.	15.20	19.01

Forces and Torques Exerted on the Lexium PAS B Portal Axis



Types of Interface for the Drive Element

Drive Element Fixed on Right-Hand Side



Drive Element Fixed on Left-Hand Side

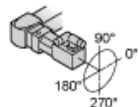


Without Connection / Without Adaptor Plate

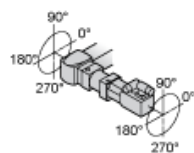


Possible Motor Drive Configurations and Orientations

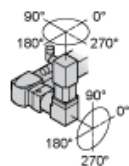
Motor Only Without Gearbox



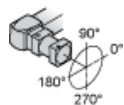
Motor With Planetary Gearbox



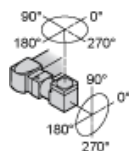
Motor With Angular Planetary Gearbox



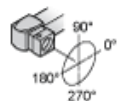
Planetary Gearbox Only



Angular Planetary Gearbox Only



Without Motor, Without Gearbox, With Adaptor Plate for the Drive Element



Without Motor, Without Gearbox

