

Product data sheet

Specifications



TeSys Deca contactor - 4P(2 NO + 2 NC) - AC-1 - <= 440 V 20 A - 48 V DC coil

LC1D0983ED

⚠ Discontinued on: Oct 8, 2021

⚠ Discontinued

Main

Range	TeSys
Range Of Product	TeSys Deca
Product Or Component Type	Contactor
Device Short Name	LC1D
Contactor Application	Resistive load
Utilisation Category	AC-1 AC-3 AC-3e AC-4
Poles Description	4P
[Ue] Rated Operational Voltage	Power circuit <= 690 V AC 25...400 Hz Power circuit <= 300 V DC
[Ie] Rated Operational Current	20 A (at <140 °F (60 °C)) at <= 440 V AC AC-1 for power circuit
[Uc] Control Circuit Voltage	48 V DC

Complementary

Compatibility Code	LC1D
Pole Contact Composition	2 NO + 2 NC
Contact Compatibility	M7
Protective Cover	With
[Ith] Conventional Free Air Thermal Current	25 A (at 140 °F (60 °C)) for power circuit 10 A (at 140 °F (60 °C)) for signalling circuit
Irms Rated Making Capacity	250 A at 440 V for power circuit conforming to IEC 60947 140 A AC for signalling circuit conforming to IEC 60947-5-1 250 A DC for signalling circuit conforming to IEC 60947-5-1
Rated Breaking Capacity	250 A at 440 V for power circuit conforming to IEC 60947
[Icw] Rated Short-Time Withstand Current	105 A 104 °F (40 °C) - 10 s for power circuit 210 A 104 °F (40 °C) - 1 s for power circuit 30 A 104 °F (40 °C) - 10 min for power circuit 61 A 104 °F (40 °C) - 1 min for power circuit 100 A - 1 s for signalling circuit 120 A - 500 ms for signalling circuit 140 A - 100 ms for signalling circuit
Associated Fuse Rating	10 A gG for signalling circuit conforming to IEC 60947-5-1 25 A gG at <= 690 V coordination type 1 for power circuit 20 A gG at <= 690 V coordination type 2 for power circuit
Average Impedance	2.5 mOhm - Ith 25 A 50 Hz for power circuit
Power Dissipation Per Pole	1.56 W AC-1

Price is "List Price" and may be subject to a trade discount – check with your local distributor or retailer for actual price.

Disclaimer: This documentation is not intended as a substitute for and is not to be used for determining suitability or reliability of these products for specific user applications

[Ui] Rated Insulation Voltage	Power circuit 690 V IEC 60947-4-1 Power circuit 600 V CSA Power circuit 600 V UL Signalling circuit 690 V IEC 60947-1 Signalling circuit 600 V CSA Signalling circuit 600 V UL
Overvoltage Category	III
Pollution Degree	3
[Uimp] Rated Impulse Withstand Voltage	6 kV IEC 60947
Safety Reliability Level	B10d = 1369863 cycles contactor with nominal load EN/ISO 13849-1 B10d = 20000000 cycles contactor with mechanical load EN/ISO 13849-1
Mechanical Durability	30 Mcycles
Electrical Durability	0.6 Mcycles 25 A AC-1 <= 440 V
Control Circuit Type	DC standard
Coil Technology	Built-in bidirectional peak limiting diode suppressor
Control Circuit Voltage Limits	0.1...0.25 Uc -40...158 °F (-40...70 °C) drop-out DC 0.7...1.25 Uc -40...140 °F (-40...60 °C) operational DC 1...1.25 Uc 140...158 °F (60...70 °C) operational DC
Inrush Power In W	5.4 W 68 °F (20 °C))
Hold-In Power Consumption In W	5.4 W 68 °F (20 °C)
Operating Time	63 ±15 % ms closing 20 ±20 % ms opening
Time Constant	28 ms
Maximum Operating Rate	3600 cyc/h 140 °F (60 °C)
Connections - Terminals	Power circuit: spring terminals 1 0.00 in² (2.5 mm²) - cable stiffness: flexible without cable end Power circuit: spring terminals 2 0.00 in² (2.5 mm²) - cable stiffness: flexible without cable end Control circuit: spring terminals 1 0.00 in² (2.5 mm²) - cable stiffness: flexible without cable end Control circuit: spring terminals 2 0.00 in² (2.5 mm²) - cable stiffness: flexible without cable end
Auxiliary Contact Composition	1 NO + 1 NC
Auxiliary Contacts Type	Mechanically linked 1 NO + 1 NC IEC 60947-5-1 Mirror contact 1 NC IEC 60947-4-1
Signalling Circuit Frequency	25...400 Hz
Minimum Switching Voltage	17 V for signalling circuit
Minimum Switching Current	5 mA for signalling circuit
Insulation Resistance	> 10 MOhm for signalling circuit
Non-Overlap Time	1.5 ms on de-energisation between NC and NO contact 1.5 ms on energisation between NC and NO contact
Mounting Support	Plate Rail

Environment

Standards	CSA C22.2 No 14 EN 60947-4-1 EN 60947-5-1 IEC 60947-4-1 IEC 60947-5-1 UL 508
-----------	---

Product Certifications	CSA BV GL CCC DNV LROS (Lloyds register of shipping) RINA UL GOST
Ip Degree Of Protection	IP20 front face IEC 60529
Protective Treatment	THIEC 60068-2-30
Climatic Withstand	IACS E10 exposure to damp heat IEC 60947-1 Annex Q category D exposure to damp heat
Permissible Ambient Air Temperature Around The Device	-40...140 °F (-40...60 °C) 140...158 °F (60...70 °C) with derating
Operating Altitude	0...9842.52 ft (0...3000 m)
Fire Resistance	1562 °F (850 °C) IEC 60695-2-1
Flame Retardance	V1 conforming to UL 94
Mechanical Robustness	Vibrations contactor open 2 Gn, 5...300 Hz) Vibrations contactor closed 4 Gn, 5...300 Hz) Shocks contactor open 10 Gn for 11 ms) Shocks contactor closed 15 Gn for 11 ms)
Height	3.35 in (85 mm)
Width	1.77 in (45 mm)
Depth	3.90 in (99 mm)
Net Weight	1.16 lb(US) (0.525 kg)

Ordering and shipping details

Category	22355-CTR,TESYS D,OPEN,9-38A DC
Discount Schedule	I12
Gtin	3389118002104
Returnability	No
Country Of Origin	FR

Packing Units

Unit Type Of Package 1	PCE
Number Of Units In Package 1	1
Package 1 Height	2.01 in (5.1 cm)
Package 1 Width	3.66 in (9.3 cm)
Package 1 Length	5.20 in (13.2 cm)
Package 1 Weight	19.22 oz (545 g)

Contractual warranty

Warranty	18 months
----------	-----------

Sustainability




Green Premium™ label is Schneider Electric’s commitment to delivering products with best-in-class environmental performance. Green Premium promises compliance with the latest regulations, transparency on environmental impacts, as well as circular and low-CO₂ products.

Guide to assessing product sustainability is a white paper that clarifies global eco-label standards and how to interpret environmental declarations.

[Learn more about Green Premium >](#)

[Guide to assess a product’s sustainability >](#)

Well-being performance

 Mercury Free	
 Rohs Exemption Information	Yes
 Pvc Free	
Eu Rohs Directive	Compliant EU RoHS Declaration
China Rohs Regulation	China RoHS declaration Product out of China RoHS scope. Substance declaration for your information.
Weee	The product must be disposed on European Union markets following specific waste collection and never end up in rubbish bins.
California Proposition 65	WARNING: This product can expose you to chemicals including: Antimony oxide & Antimony trioxide, which is known to the State of California to cause cancer. For more information go to www.P65Warnings.ca.gov