

Product data sheet

Specifications



Cam changeover switch, Harmony K, front mounting, plastic, 3 poles, 30°, 115A, 88x88mm, marked 1/2

K115F013UP

⚠ Discontinued on: Mar 8, 2023

⚠ Discontinued

Main

Range Of Product	Harmony K
Product Or Component Type	Complete cam switch
Component Name	K115
[Ith] Conventional Free Air Thermal Current	115 A
Mounting Location	Front
Fixing Mode	4 holes
Cam Switch Head Type	With front plate 88 x 88 mm
Type Of Operator	Black handle
Rotary Handle Padlocking	Without
Presentation Of Legend	With metallic, 1 - 2 black
Cam Switch Function	Changeover switch
Return	Without
Off Position	Without Off position
Poles Description	3P
Switching Positions	Left: 330° Right: 30°
Ip Degree Of Protection	IP40 conforming to IEC 60529

Complementary

Switching Angle	30 °
[Ui] Rated Insulation Voltage	690 V 3)IEC 60947-1
Rated Operational Power In W	13000 W AC-3, 380/440 V 1 phase IEC 60947-3 15000 W AC-23A, 220/240 V 1 phase IEC 60947-3 15000 W AC-3, 220/240 V 3 phase IEC 60947-3 22000 W AC-23A, 380/440 V 1 phase IEC 60947-3 30000 W AC-23A, 220/240 V 3 phase IEC 60947-3 30000 W AC-3, 380/440 V 3 phase IEC 60947-3 30000 W AC-3, 660/690 V 3 phase IEC 60947-3 3700 W AC-3, 110 V 1 phase IEC 60947-3 45000 W AC-23A, 380/440 V 3 phase IEC 60947-3 5500 W AC-23A, 110 V 1 phase IEC 60947-3 65000 W AC-23A, 660/690 V 3 phase IEC 60947-3 7500 W AC-3, 220/240 V 1 phase IEC 60947-3
[Ie] Rated Operational Current Ac	100 A AC-21A IEC 60947-3
Short-Circuit Current	15000 A
Short-Circuit Protection	125 A cartridge fuse gG

Price is "List Price" and may be subject to a trade discount – check with your local distributor or retailer for actual price.

Disclaimer: This documentation is not intended as a substitute for and is not to be used for determining suitability or reliability of these products for specific user applications

[Uimp] Rated Impulse Withstand Voltage	6 kV EN 947-1 6 kV IEC 947-1
Contact Operation	Slow-break
Positive Opening	With
Electrical Connection	Captive screw clamp terminals flexible 1 x 25 mm² Captive screw clamp terminals solid 1 x 35 mm²
Tightening Torque	22.13 lbf.in (2.5 N.m)
Switching Capacity In Ma	100000 mA DC 140 V 3 resistive 1 ms) 100000 mA DC 24 V 1 inductive 50 ms) 100000 mA DC 48 V 1 resistive 1 ms) 100000 mA DC 48 V 2 inductive 50 ms) 100000 mA DC 70 V 3 inductive 50 ms) 100000 mA DC 95 V 2 resistive 1 ms) 115000 mA DC 24 V 1 resistive 1 ms) 115000 mA DC 48 V 2 resistive 1 ms) 115000 mA DC 70 V 3 resistive 1 ms) 33000 mA DC 30 V 1 inductive 50 ms) 33000 mA DC 60 V 2 inductive 50 ms) 33000 mA DC 90 V 3 inductive 50 ms)
Mechanical Durability	300000 cycles
Cad Overall Width	3.46 in (88 mm)
Cad Overall Height	3.46 in (88 mm)
Cad Overall Depth	6.06 in (154 mm)
Net Weight	1.42 lb(US) (0.645 kg)

Environment

Standards	IEC 60947-3
Product Certifications	CULus 120 V 5 hp 1 phase CULus 240 V 10 hp 1 phase CULus 240 V 20 hp 3 phase CULus 480 V 30 hp 3 phase
Protective Treatment	TC
Ambient Air Temperature For Operation	-13...131 °F (-25...55 °C)
Ambient Air Temperature For Storage	-40...158 °F (-40...70 °C)
Overvoltage Category	Class II IEC 60536 Class II NF C 20-030

Ordering and shipping details

Category	21446-9003 K CAM SWITCHES
Discount Schedule	CS1
Gtin	3389110084184
Returnability	No
Country Of Origin	AT

Packing Units

Unit Type Of Package 1	PCE
Number Of Units In Package 1	1
Package 1 Height	4.02 in (10.2 cm)
Package 1 Width	9.25 in (23.5 cm)
Package 1 Length	3.86 in (9.8 cm)

Package 1 Weight	2.21 lb(US) (1.004 kg)
Unit Type Of Package 2	S03
Number Of Units In Package 2	5
Package 2 Height	11.81 in (30.0 cm)
Package 2 Width	11.81 in (30.0 cm)
Package 2 Length	15.75 in (40.0 cm)
Package 2 Weight	12.64 lb(US) (5.733 kg)

Contractual warranty

Warranty	18 months
----------	-----------

Sustainability





Green Premium™ label is Schneider Electric's commitment to delivering products with best-in-class environmental performance. Green Premium promises compliance with the latest regulations, transparency on environmental impacts, as well as circular and low-CO₂ products.

Guide to assessing product sustainability is a white paper that clarifies global eco-label standards and how to interpret environmental declarations.

[Learn more about Green Premium >](#)

[Guide to assess a product's sustainability >](#)

Well-being performance

	Reach Free Of Svhc	
	Toxic Heavy Metal Free	
	Mercury Free	
	Rohs Exemption Information	Yes
Reach Regulation		REACH Declaration
Eu Rohs Directive		Pro-active compliance (Product out of EU RoHS legal scope) EU RoHS Declaration
China Rohs Regulation		China RoHS declaration
Weee		The product must be disposed on European Union markets following specific waste collection and never end up in rubbish bins.
California Proposition 65		WARNING: This product can expose you to chemicals including: Nickel compounds, which is known to the State of California to cause cancer, and Di-isodecyl phthalate (DIDP), which is known to the State of California to cause birth defects or other reproductive harm. For more information go to www.P65Warnings.ca.gov

Dimensions Drawings

Dimensions

Front Mounting



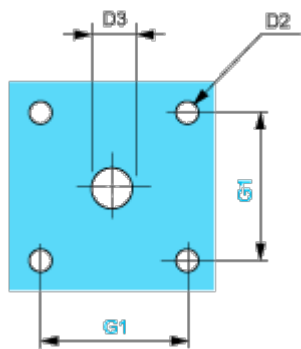
e support panel thickness 0.5 to 5.5 mm / 0.02 to 0.22 in in.

a		b		c		D1	
mm	in.	mm	in.	mm	in.	mm	in.
114.5	4.51	84	3.31	88	3.46	5.4	0.21

Mounting and Clearance

Panel Cut-Out

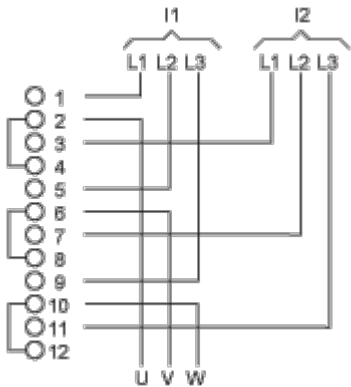
Front Mounting



D2		D3		G1	
mm	in.	mm	in.	mm	in.
6	0.24	13	0.51	68	2.68

Technical Description

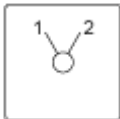
Link Positions (Factory Mounted)



I1 Input 1

I2 Input 2

Marking



Angular Position of Switch



Convention Used for Switching Program Representation

-  Contact closed
-  Contact closed in 2 positions and maintained between the 2 positions
-  Sealed assembly for auto-maintain control
-  Overlapping contacts
-  Spring return position: for a switching angle of 90°, spring return is over 30° after the last position (for a maximum of 3 simultaneous contacts).

Example:

