

Product data sheet

Specifications



discrete mixed IO module, Modicon X80, 16 inputs, 16 outputs, 24V DC positive

BMXDDM3202K

Product availability: Stock - Normally stocked in distribution facility

Main

Range Of Product	Modicon X80
Product Or Component Type	Discrete I/O module
Discrete Input Number	16
Input Type	Current sink (logic positive)
Discrete Input Voltage	24 V DC positive
Discrete Input Current	2.5 mA
Discrete Output Number	16
Discrete Output Type	Solid state
Discrete Output Voltage	24 V 19...30 V DC
Discrete Output Current	0.1 A

Complementary

Input Compatibility	With 2-wire/3-wire proximity sensors IEC 60947-5-2 With 2-wire/3-wire proximity sensors IEC 61131-2 Type 1
Sensor Power Supply	19...30 V
Current State 1 Guaranteed	>= 2 mA
Current State 0 Guaranteed	<= 0.5 mA
Current Per Channel	0.125 A
Maximum Current Per Module	3.2 A
Maximum Leakage Current	0.1 mA at state 0
Maximum Voltage Drop	<1.5 V at state 1
Input Impedance	9600 Ohm
Insulation Resistance	> 10 MOhm 500 V DC
Power Dissipation In W	4 W
Dc Typical Response Time	4 ms
Dc Maximum Response Time	7 ms
Response Time On Output	1.2 ms
Paralleling Of Outputs	Yes : 3 maximum
Typical Current Consumption	69 mA 24 V DC 125 mA 3.3 V DC
Current Consumption	<= 104 mA 24 V DC <= 166 mA 3.3 V DC
Mtbf Reliability	430000 H

Price is "List Price" and may be subject to a trade discount – check with your local distributor or retailer for actual price.

Disclaimer: This documentation is not intended as a substitute for and is not to be used for determining suitability or reliability of these products for specific user applications

Protection Type	1 external fuse per group of input channel 0.5 A fast blow overvoltage protection on output reverse polarity protection on input reverse polarity protection on output
Output Overload Protection	With electronic circuit breaker 0.125 A < Id < 0.185 A With current limiter
Output Overvoltage Protection	With transil diode
Output Short-Circuit Protection	With 2 A external fuse
Reverse Polarity Protection	Reverse mounted diode
Voltage Detection Threshold	< 14 V DC preactuator fault < 14 V DC sensor fault > 18 V DC preactuator OK > 18 V DC sensor OK
Maximum Tungsten Load	1.2 W
Switching Frequency	0.5/LI² Hz
Maximum Overload Time	15 ms
Load Impedance Ohmic	<= 220 Ohm
Status Led	1 LED (Green) module operating (RUN) 1 LED per channel (Green) channel diagnostic 1 LED (Red) module error (ERR) 1 LED (Red) module I/O
Net Weight	0.24 lb(US) (0.11 kg)

Environment

Ip Degree Of Protection	IP20
Directives	2014/35/EU - low voltage directive 2014/30/EU - electromagnetic compatibility
Dielectric Strength	1500 V AC 50/60 Hz 1 minute, output/ground 1500 V AC 50/60 Hz 1 minute, output/internal logic 1500 V AC 50/60 Hz 1 minute, primary/secondary 500 V DC 1 minute, between group of inputs and outputs
Vibration Resistance	3 gn
Shock Resistance	30 gn
Ambient Air Temperature For Storage	-40...185 °F (-40...85 °C)
Ambient Air Temperature For Operation	32...140 °F (0...60 °C)
Relative Humidity	5...95 % 131 °F (55 °C) without condensation
Operating Altitude	0...6561.68 ft (0...2000 m) 2000...5000 m with derating factor

Ordering and shipping details

Category	US1PC3418160
Discount Schedule	PC34
Gtin	3595863910636
Returnability	Yes
Country Of Origin	FR

Packing Units

Unit Type Of Package 1	PCE
Number Of Units In Package 1	1

Package 1 Height	2.17 in (5.500 cm)
Package 1 Width	4.53 in (11.500 cm)
Package 1 Length	4.61 in (11.700 cm)
Package 1 Weight	4.73 oz (134.000 g)
Unit Type Of Package 2	S02
Number Of Units In Package 2	15
Package 2 Height	5.91 in (15.000 cm)
Package 2 Width	11.81 in (30.000 cm)
Package 2 Length	15.75 in (40.000 cm)
Package 2 Weight	5.19 lb(US) (2.355 kg)

Contractual warranty

Warranty	18 months
----------	-----------

Sustainability

Green Premium™ label is Schneider Electric’s commitment to delivering products with best-in-class environmental performance. Green Premium promises compliance with the latest regulations, transparency on environmental impacts, as well as circular and low-CO₂ products.

Guide to assessing product sustainability is a white paper that clarifies global eco-label standards and how to interpret environmental declarations.

[Learn more about Green Premium >](#)

[Guide to assess a product’s sustainability >](#)

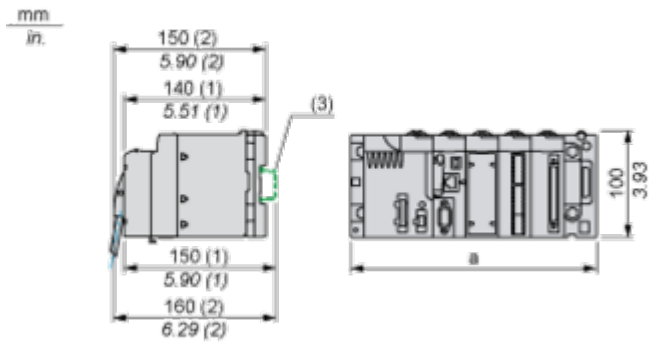
Well-being performance

 Mercury Free	
 Rohs Exemption Information	Yes
Reach Regulation	REACH Declaration
Eu Rohs Directive	Pro-active compliance (Product out of EU RoHS legal scope)
China Rohs Regulation	China RoHS declaration
Weee	The product must be disposed on European Union markets following specific waste collection and never end up in rubbish bins.
California Proposition 65	WARNING: This product can expose you to chemicals including: Lead and lead compounds, which is known to the State of California to cause cancer and birth defects or other reproductive harm. For more information go to www.P65Warnings.ca.gov

Dimensions Drawings

Modules Mounted on Racks

Dimensions



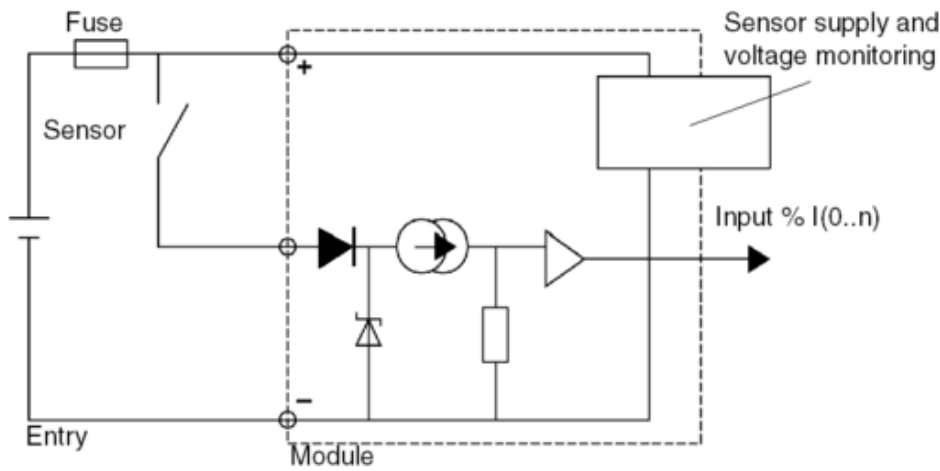
- (1) With removable terminal block (cage, screw or spring).
- (2) With FCN connector.
- (3) On AM1 ED rail: 35 mm wide, 15 mm deep. Only possible with BMXXBP0400/0400H/0600/0600H/0800/0800H rack.

Rack references	a in mm	a in in.
BMXXBP0400 and BMXXBP0400H	242.4	09.54
BMXXBP0600 and BMXXBP0600H	307.6	12.11
BMXXBP0800 and BMXXBP0800H	372.8	14.68
BMXXBP1200 and BMXXBP1200H	503.2	19.81

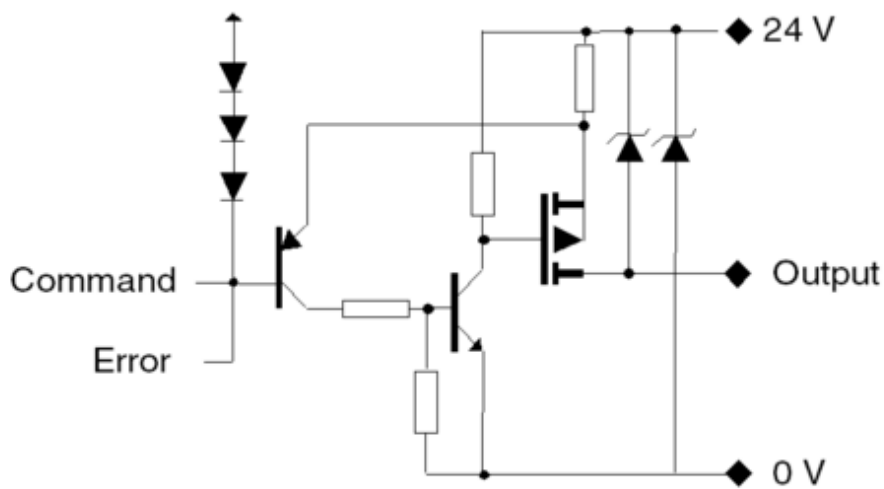
Connections and Schema

Connecting the Module

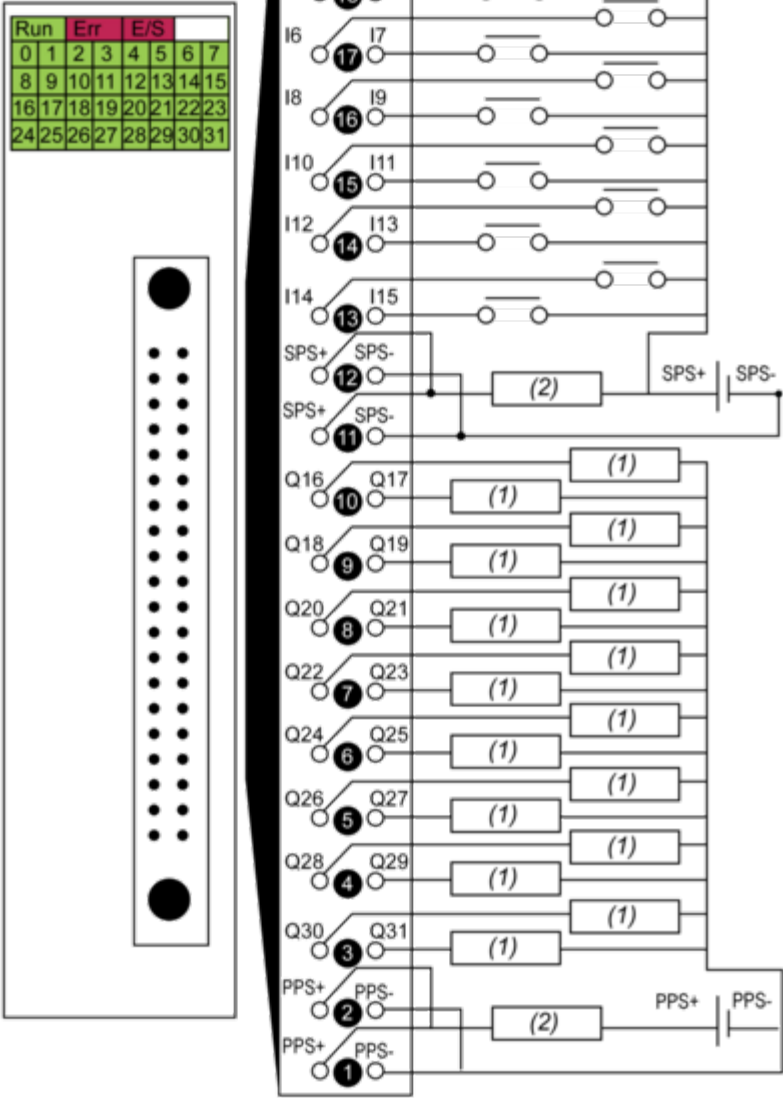
Input Circuit Diagram



Output Circuit Diagram



Module Connection



(1) pre-actuator
(2) fuse
power supply 24 VDC
input fuse fast blow fuse of 0.5 A
output fuse fast blow fuse of 2 A
SPS sensor power supply
PPS pre-actuator power supply