

# Product data sheet

Specifications



## discrete input module, Modicon X80, 32 inputs, 24V DC positive

BMXDDI3202K

Product availability: Stock - Normally stocked in distribution facility

### Main

Range Of Product	Modicon X80
Product Or Component Type	Discrete input module
Discrete Input Number	32
Discrete Input Type	Isolated
Input Type	Current sink (logic positive)
Discrete Input Voltage	24 V DC positive
Discrete Input Current	2.5 mA

### Complementary

Input Compatibility	With 2-wire/3-wire proximity sensors IEC 60947-5-2 With 2-wire/3-wire proximity sensors IEC 61131-2 Type 1
Sensor Power Supply	19...30 V
Current State 1 Guaranteed	>= 2 mA
Current State 0 Guaranteed	<= 0.5 mA
Input Impedance	9600 Ohm
Insulation Resistance	> 10 MOhm 500 V DC
Power Dissipation In W	3.9 W
Dc Typical Response Time	4 ms
Dc Maximum Response Time	7 ms
Paralleling Of Inputs	No
Typical Current Consumption	121 mA 3.3 V DC
Mtbf Reliability	905000 H
Protection Type	1 external fuse per group of channel 0.5 A fast blow reverse polarity protection
Voltage Detection Threshold	< 14 V DC sensor fault > 18 V DC sensor OK
Status Led	1 LED (Green) module operating (RUN) 1 LED per channel (Green) channel diagnostic 1 LED (Red) module error (ERR) 1 LED (Red) module I/O
Net Weight	0.25 lb(US) (0.112 kg)

### Environment

Ip Degree Of Protection	IP20
-------------------------	------

Price is "List Price" and may be subject to a trade discount – check with your local distributor or retailer for actual price.

Disclaimer: This documentation is not intended as a substitute for and is not to be used for determining suitability or reliability of these products for specific user applications

Directives	2014/35/EU - low voltage directive 2014/30/EU - electromagnetic compatibility
Dielectric Strength	1500 V AC 50/60 Hz 1 minute, primary/secondary 500 V DC 1 minute, between group of channels
Vibration Resistance	3 gn
Shock Resistance	30 gn
Ambient Air Temperature For Storage	-40...185 °F (-40...85 °C)
Ambient Air Temperature For Operation	32...140 °F (0...60 °C)
Relative Humidity	5...95 % 131 °F (55 °C) without condensation
Operating Altitude	0...6561.68 ft (0...2000 m) 2000...5000 m with derating factor

## Ordering and shipping details

Category	US1PC3418160
Discount Schedule	PC34
Gtin	3595863910018
Returnability	Yes
Country Of Origin	FR

## Packing Units

Unit Type Of Package 1	PCE
Number Of Units In Package 1	1
Package 1 Height	2.12 in (5.373 cm)
Package 1 Width	4.32 in (10.974 cm)
Package 1 Length	4.55 in (11.554 cm)
Package 1 Weight	5.45 oz (154.4 g)
Unit Type Of Package 2	S02
Number Of Units In Package 2	15
Package 2 Height	5.91 in (15 cm)
Package 2 Width	11.81 in (30 cm)
Package 2 Length	15.75 in (40 cm)
Package 2 Weight	5.51 lb(US) (2.5 kg)
Unit Type Of Package 3	P06
Number Of Units In Package 3	240
Package 3 Height	29.53 in (75.0 cm)
Package 3 Width	23.62 in (60.0 cm)
Package 3 Length	31.50 in (80.0 cm)
Package 3 Weight	127.87 lb(US) (58 kg)

## Contractual warranty

Warranty	18 months
----------	-----------

## Sustainability



**Green Premium™** label is Schneider Electric's commitment to delivering products with best-in-class environmental performance. Green Premium promises compliance with the latest regulations, transparency on environmental impacts, as well as circular and low-CO<sub>2</sub> products.

**Guide to assessing product sustainability** is a white paper that clarifies global eco-label standards and how to interpret environmental declarations.

[Learn more about Green Premium >](#)

[Guide to assess a product's sustainability >](#)

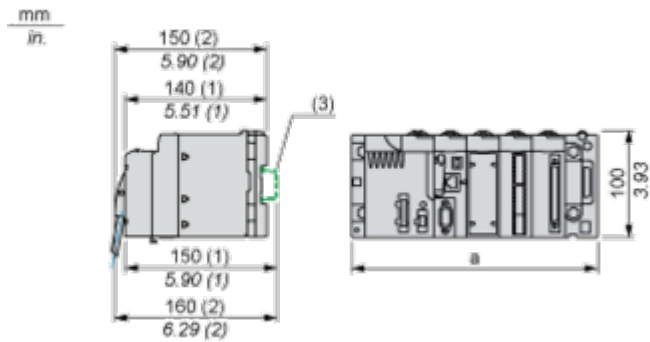
## Well-being performance

 Mercury Free	
 Rohs Exemption Information	<a href="#">Yes</a>
Reach Regulation	<a href="#">REACH Declaration</a>
Eu Rohs Directive	Pro-active compliance (Product out of EU RoHS legal scope)
China Rohs Regulation	<a href="#">China RoHS declaration</a>
Weee	The product must be disposed on European Union markets following specific waste collection and never end up in rubbish bins.
California Proposition 65	WARNING: This product can expose you to chemicals including: Lead and lead compounds, which is known to the State of California to cause cancer and birth defects or other reproductive harm. For more information go to <a href="http://www.P65Warnings.ca.gov">www.P65Warnings.ca.gov</a>

Dimensions Drawings

Modules Mounted on Racks

Dimensions



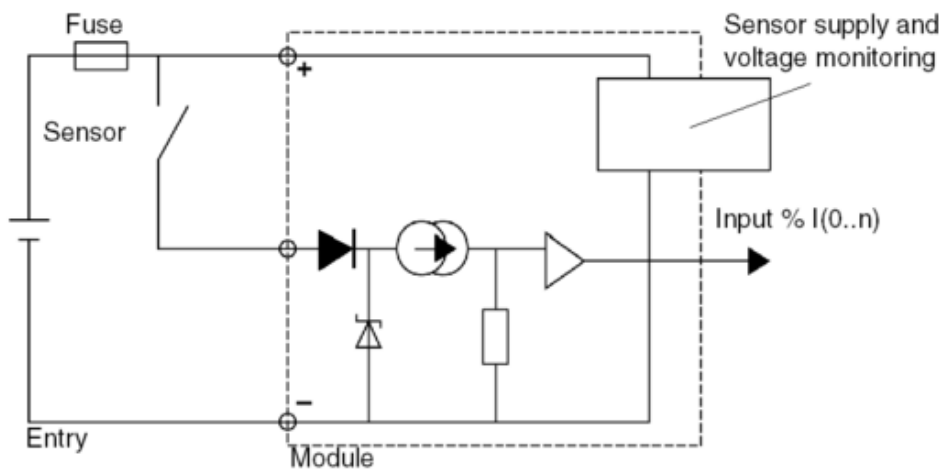
- (1) With removable terminal block (cage, screw or spring).  
(2) With FCN connector.  
(3) On AM1 ED rail: 35 mm wide, 15 mm deep. Only possible with BMXXBP0400/0400H/0600/0600H/0800/0800H rack.

Rack references	a in mm	a in in.
BMXXBP0400 and BMXXBP0400H	242.4	09.54
BMXXBP0600 and BMXXBP0600H	307.6	12.11
BMXXBP0800 and BMXXBP0800H	372.8	14.68
BMXXBP1200 and BMXXBP1200H	503.2	19.81

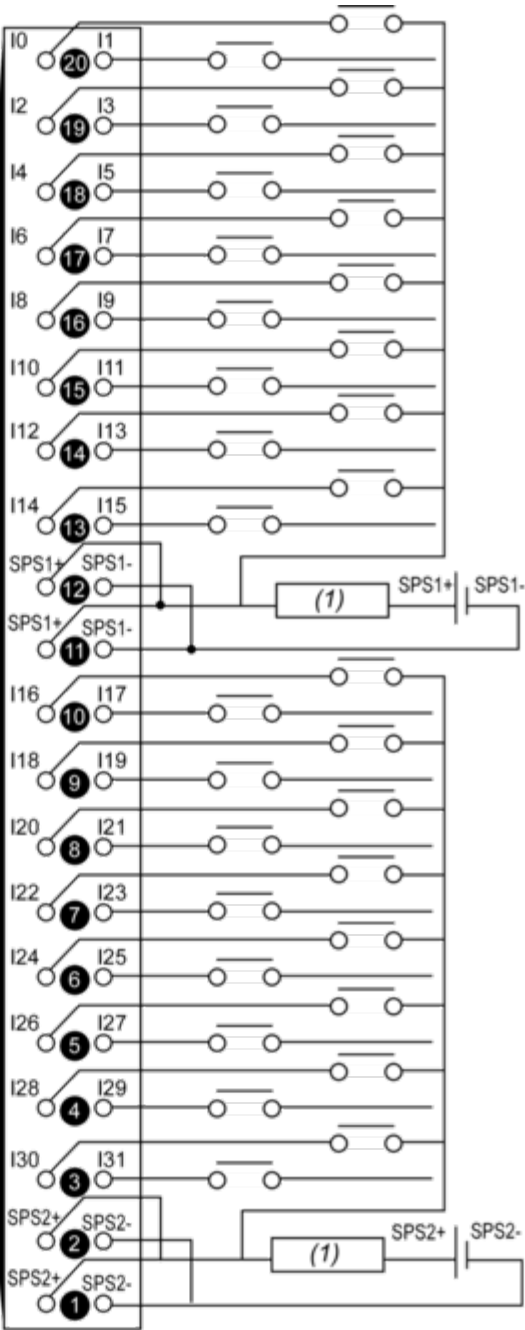
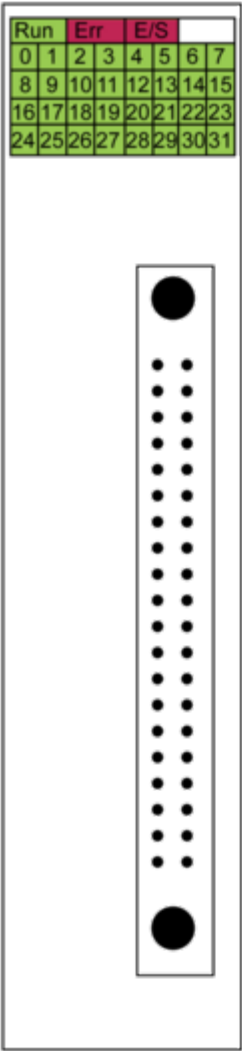
Connections and Schema

Connecting the Module

Input Circuit Diagram



Module Connection



(1) fuse: fast blow fuse of 0.5 A for each 16-channel group

power supply 24 VDC

SPS sensor power supply