

Product data sheet

Specifications



discrete output module, Modicon X80, 16 triac outputs, 100 to 240V AC

BMXDAO1605

Product availability: Stock - Normally stocked in distribution facility

Main

Range Of Product	Modicon X80
Product Or Component Type	Discrete output module
Discrete Output Number	16
Discrete Output Type	Triac
Discrete Output Voltage	100...240 V AC
Discrete Output Current	0.6 A

Complementary

Maximum Leakage Current	1.5 mA at state 0 120 V AC 60 Hz 3 mA at state 0 240 V AC 60 Hz
Maximum Voltage Drop	<1.5 V at state 1
Insulation Resistance	> 10 MOhm 500 V DC
Response Time On Output	<= 1.011 ms resistive activation <= 1.011 ms resistive deactivation
Typical Current Consumption	79 mA 3.3 V DC
Mtbf Reliability	1800000 H
Protection Type	1 external fuse fast blow
Inrush Current	20 A
Maximum Current Per Output Common	2.4 A
Output Current Limits	0.025...4.8 A
Status Led	1 LED (Green) module operating (RUN) 1 LED per channel (Green) channel diagnostic 1 LED (Red) module error (ERR) 1 LED (Red) module I/O

Environment

Ip Degree Of Protection	IP20
Directives	2014/35/EU - low voltage directive 2014/30/EU - electromagnetic compatibility
Dielectric Strength	2830 V AC 50/60 Hz 1 min
Vibration Resistance	3 gn
Shock Resistance	30 gn
Ambient Air Temperature For Storage	-40...185 °F (-40...85 °C)
Ambient Air Temperature For Operation	32...140 °F (0...60 °C)

Price is "List Price" and may be subject to a trade discount – check with your local distributor or retailer for actual price.

Disclaimer: This documentation is not intended as a substitute for and is not to be used for determining suitability or reliability of these products for specific user applications

Relative Humidity	5...95 % 131 °F (55 °C) without condensation
Operating Altitude	0...6561.68 ft (0...2000 m) 2000...5000 m with derating factor

Ordering and shipping details

Category	US1PC3418160
Discount Schedule	PC34
Gtin	3595863966954
Returnability	Yes
Country Of Origin	US

Packing Units

Unit Type Of Package 1	PCE
Number Of Units In Package 1	1
Package 1 Height	2.17 in (5.500 cm)
Package 1 Width	4.61 in (11.700 cm)
Package 1 Length	4.61 in (11.700 cm)
Package 1 Weight	7.16 oz (203.000 g)
Unit Type Of Package 2	S02
Number Of Units In Package 2	15
Package 2 Height	5.91 in (15.000 cm)
Package 2 Width	11.81 in (30.000 cm)
Package 2 Length	15.75 in (40.000 cm)
Package 2 Weight	7.49 lb(US) (3.398 kg)

Contractual warranty

Warranty	18 months
----------	-----------

Sustainability



Green Premium™ label is Schneider Electric's commitment to delivering products with best-in-class environmental performance. Green Premium promises compliance with the latest regulations, transparency on environmental impacts, as well as circular and low-CO₂ products.

Guide to assessing product sustainability is a white paper that clarifies global eco-label standards and how to interpret environmental declarations.

[Learn more about Green Premium >](#)

[Guide to assess a product's sustainability >](#)

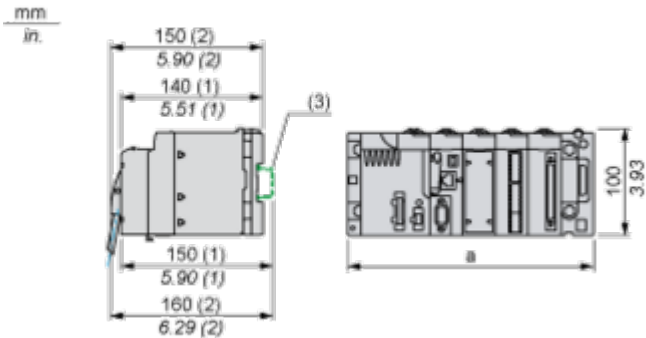
Well-being performance

 Mercury Free	
 Rohs Exemption Information	Yes
Reach Regulation	REACH Declaration
Eu Rohs Directive	Pro-active compliance (Product out of EU RoHS legal scope)
China Rohs Regulation	China RoHS declaration
Weee	The product must be disposed on European Union markets following specific waste collection and never end up in rubbish bins.
California Proposition 65	WARNING: This product can expose you to chemicals including: Lead and lead compounds, which is known to the State of California to cause cancer and birth defects or other reproductive harm. For more information go to www.P65Warnings.ca.gov

Dimensions Drawings

Modules Mounted on Racks

Dimensions



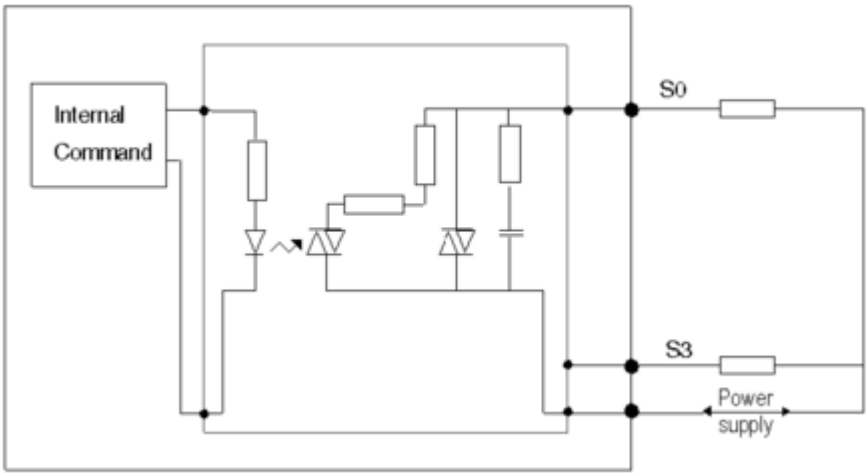
- (1) With removable terminal block (cage, screw or spring).
(2) With FCN connector.
(3) On AM1 ED rail: 35 mm wide, 15 mm deep. Only possible with BMXXBP0400/0400H/0600/0600H/0800/0800H rack.

Rack references	a in mm	a in in.
BMXXBP0400 and BMXXBP0400H	242.4	09.54
BMXXBP0600 and BMXXBP0600H	307.6	12.11
BMXXBP0800 and BMXXBP0800H	372.8	14.68
BMXXBP1200 and BMXXBP1200H	503.2	19.81

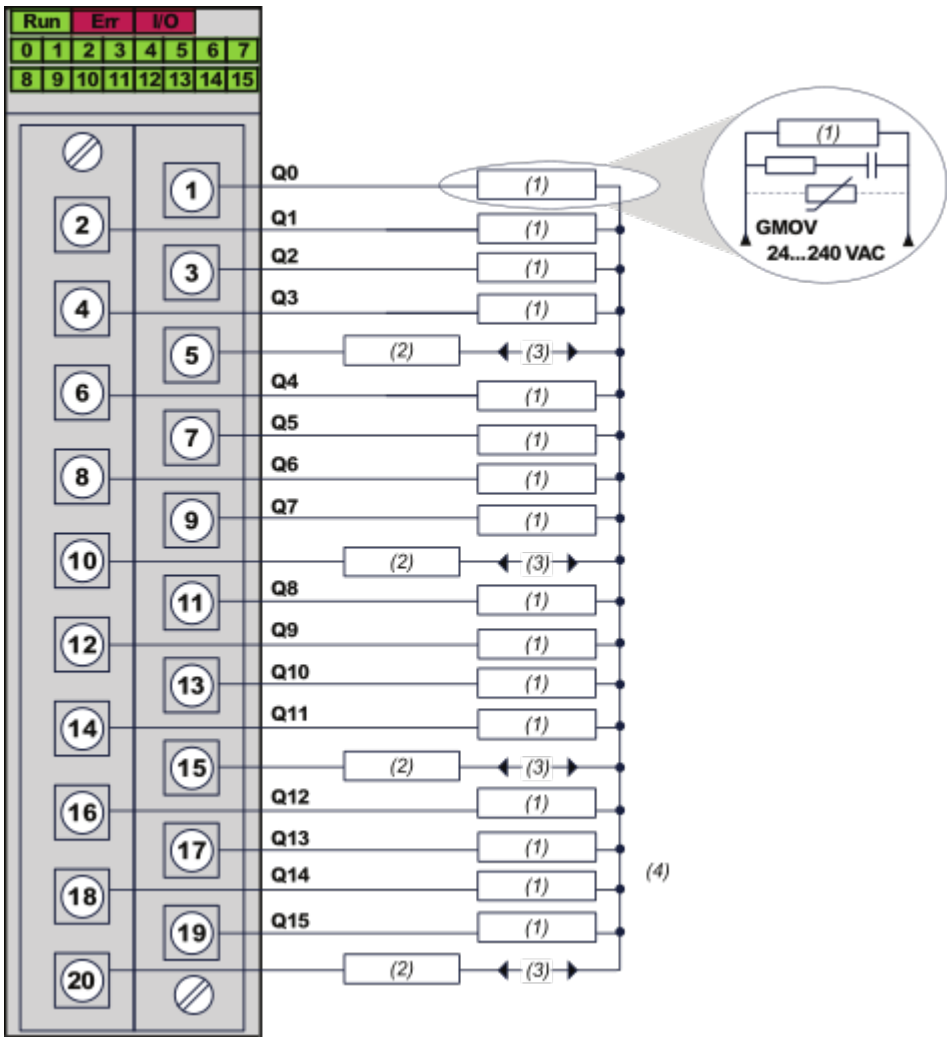
Connections and Schema

Connecting the Module

Output Circuit Diagram



Module Connection



- (1) Pre-actuator
- (2) Fuse : 1 fast blow fuse of 3 A for each 4-channel group
- (3) Power supply : 100...240 VAC
- (4) We recommend installing this type of protection on the terminals of each pre-actuator